

NATIONAL TEACHERS' INSTITUTE, KADUNA

QUALITY ASSURANCE & ICT DEPARTMENT

QUALITY ASSURANCE MONITORING AND EVALUATION REPORT FOR THE FIRST SEMESTER 2017 SESSION EXAMINATIONS FOR POSTGRADUATE DIPLOMA IN EDUCATION (PGDE), BACHELORS DEGREE PROGRAMME (BDPs) AND NIGERIA CERTIFICATE IN EDUCATION (NCE) FROM 24TH JULY TO 19TH AUGUST, 2017

THE EXECUTIVE SUMMARY

The Quality Assurance Department of the National Teachers Institute set out to monitor and evaluate the quality standards in the conduct of 2017 first semester examinations. The aim of the monitoring and evaluation is to ascertain the quality and standards of the first semester examinations, while the specific objectives are: to find out the extents to which preparation for the examination was made; investigate the extents to which examination environments are conducive; examine the general conduct of the examinations; investigate the extents to which the examinations was adequately supervised.

Staff of the Institute and eight (8) External Quality Assurance Assessors were assigned to monitor, assess and evaluate the conduct of the examination nationwide from 24th July to 19th August, 2017. The instrument used for the evaluation was a five-point checklist – category A to D (item 1 to 20) as yardstick. Interview was also used for data collection. The mean was used for the data analysis. A mean score (M) of $M < 3.0$ indicates that effort is needed to reach required standard quality whereas a score of $3.0 \leq M \leq 4.49$ reflects an attitude that is on the path of attaining the standard quality. A score of $M \geq 4.5$ indicates that standard quality has been attained. The reporting of the monitoring was done on State basis for the three classes of examinations and for the four (4) key objectives that were set out. Multiple bar charts were employed to show the extents to which each of the four objectives was realized in the three categories of examinations. The trends in the general results show that preparations for the examinations and conduct of the

examinations were very good and need to be commended. While it can be said that even though supervision and environment of the examinations were not totally bad, they were not as resounding as the success in the preparation and conduct of the examinations. This is the result that played out even in the State-by-State analysis that was done. Finally, it was recommended that the Institute should try to implement or execute some of the suggestions that were made at the end of the report. This is necessary in order to improve on the quality of subsequent examinations that will be conducted by the NTI. There is also the need to investigate and conclude the cases of the examination misconduct that were recorded during the examinations. This will go a long way to reduce candidates' involvement in examination misconduct in subsequent examinations.

1.0 INTRODUCTION:

Quality Assurance and ICT Department of the National Teachers' Institute comes into existence following the restructuring of the Institute for optimal performance. The department is responsible for the following function, among others:

- i. Affiliation,
- ii. Accreditation,
- iii. Attending to all policy meetings and
- iv. Checking and ensuring all programmes and activities of the Institute meet laid down benchmarks as set out either by regulatory agencies or developed by the Institute.

2.0 OBJECTIVES

The aim of the monitoring and evaluation is to ascertain the quality and standards of the first semester examinations, while the specific objectives are to:

- Find out the extents to which preparation for the examination was made
- investigate the extents to which examination environments are conducive
- examine the general conduct of the examinations
- investigate the extents to which the examination was adequately supervised

3.0 METHOD OF DATA COLLECTION

In line with the above objectives, thirteen (13) members of staff of the Institute and eight (8) External Quality Assurance Assessors were assigned to monitor, assess and evaluate the conduct of 2017 First Semester Examination exercise nationwide from 24th July to 19th August, 2017 using an evaluation checklist – category A to D (item 1 to 20) as yardstick. Also interviews were held with some individuals and small groups, to have an insight into certain practices. Such interviews were guided by a set of generally agreed to, broad questions.

DATA ANALYSIS METHOD

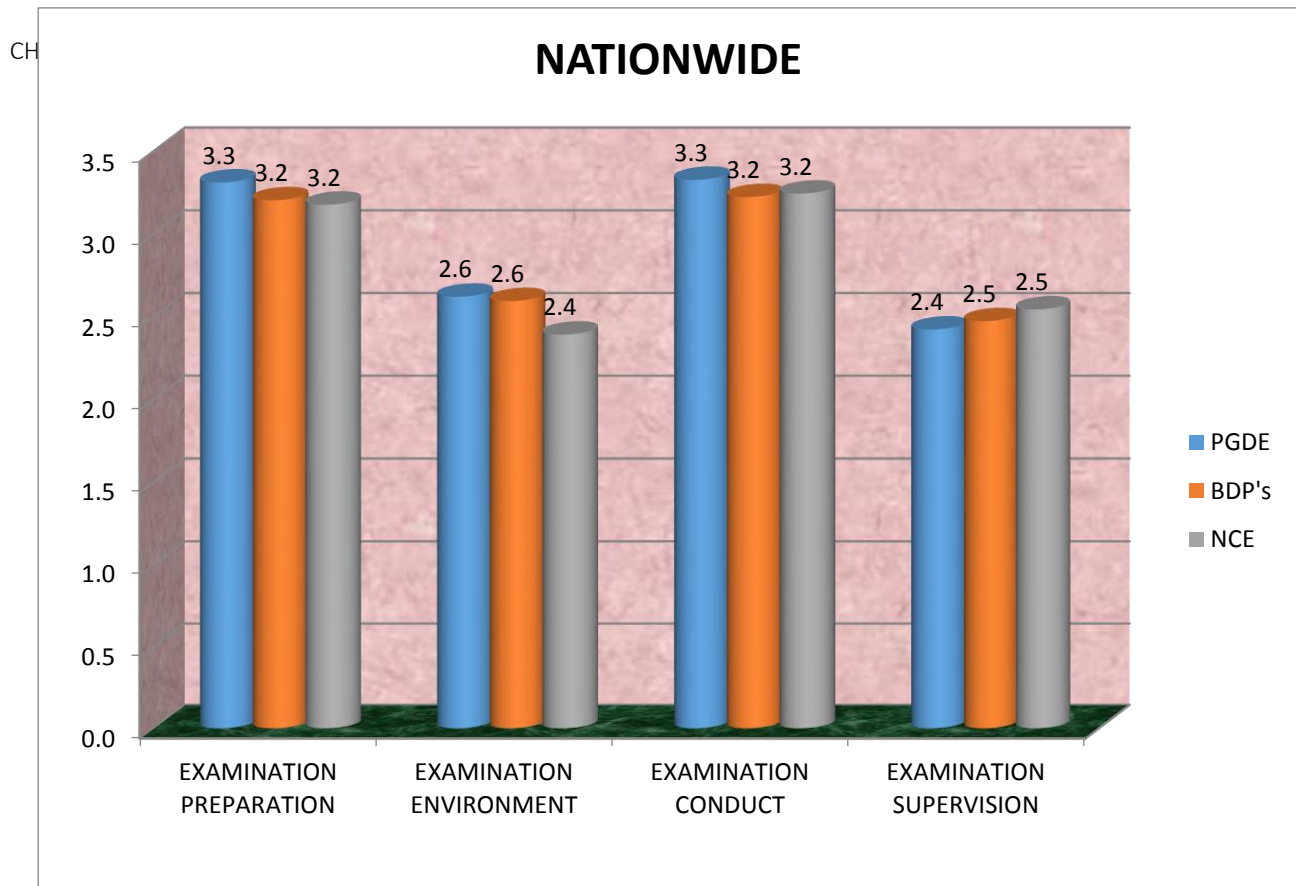
The methods used in the Data Analysis are:

- i) An evaluation checklist on five-point Likert Scale was administered on the three (3) different programmes: BDPs, PGDE and NCE during the examination period. In each case, the Quality Assurance Officer responded to items in the checklist. The scoring was on scale of 1 to 5 where 1 (poor), 2 (Fair), 3 (Good), 4 (Very Good) and 5 (Excellent). A mean score (M) of $M < 3.0$ indicates that efforts made is low; whereas a score of $3.0 \leq M \leq 4.49$ reflects an average or moderate efforts put in for the aspect. A score of $M \geq 4.5$ indicates that performance in the aspect is high.

1. NATIONWIDE ANALYSIS

TABLE 1

CATEGORIES	PGDE	BDP's	NCE
EXAMINATION PREPARATION	3.3	3.2	3.2
EXAMINATION ENVIRONMENT	2.6	2.6	2.4
CONDUCT OF EXAMINATION	3.3	3.2	3.2
EXAMINATION SUPERVISION	2.4	2.5	2.5



SOURCE: NTI 2017 1ST SEMESTER EXAMINATION

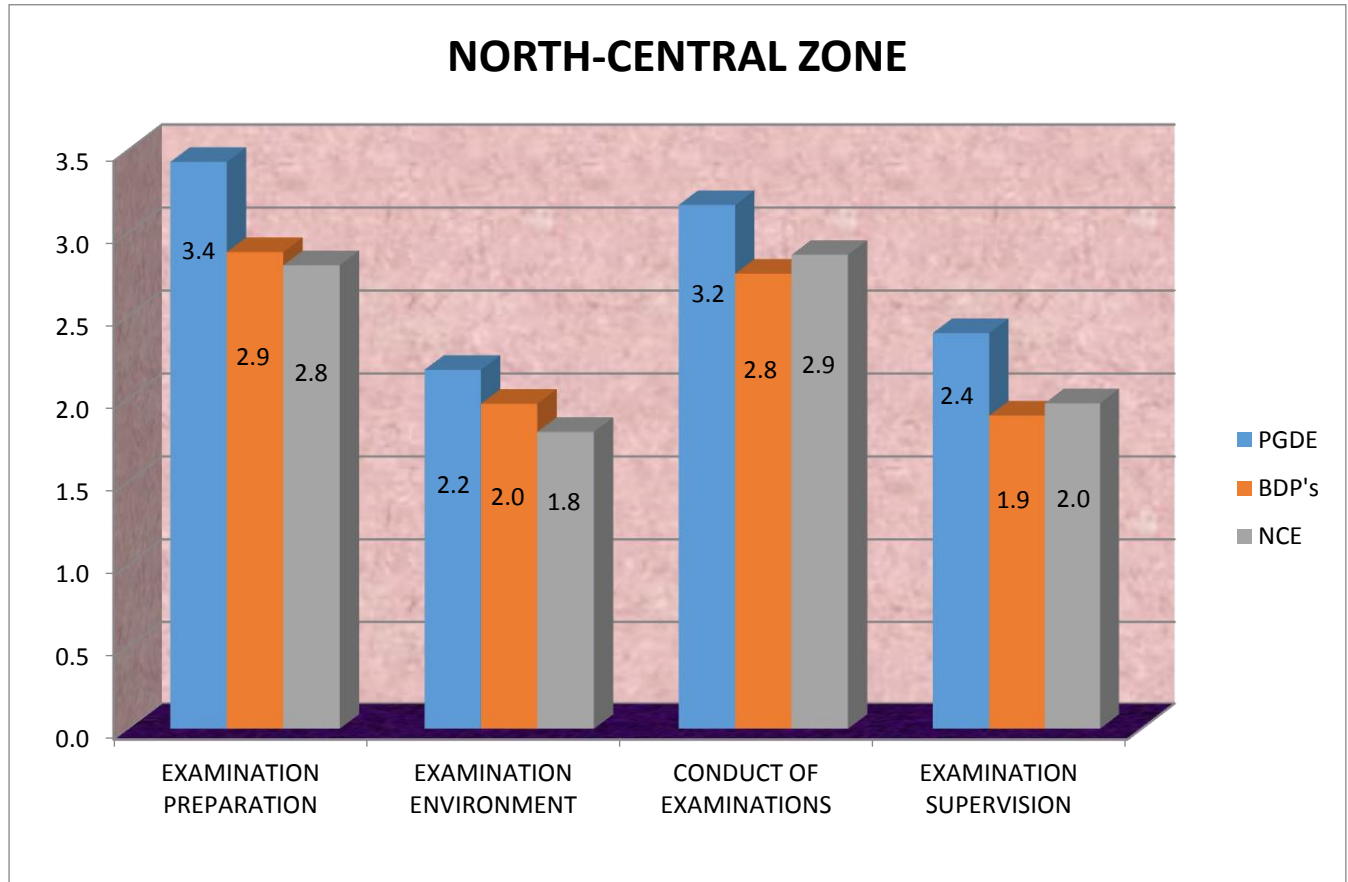
Nationally, the efforts made for Examination Preparation and Examination Conduct in all the programmes were high and of standard, while for Examination Environment and Examination Supervision it is only average and required more efforts.

2. NORTH-CENTRAL ZONE

TABLE 2

CATEGORIES	PGDE	BDPs	NCE
EXAMINATION PREPARATION	3.4	2.9	2.8
EXAMINATION ENVIRONMENT	2.2	2.0	1.8
CONDUCT OF EXAMINATIONS	3.2	2.8	2.9
EXAMINATION SUPERVISION	2.4	1.9	2.0

BAR CHART 2 SHOWING 2017 FIRST SEMESTER EXAMINATION NORTH-CENTRAL ZONE



SOURCE: NTI 2017 FIRST SEMESTER EXAMINATION FIELD WORK

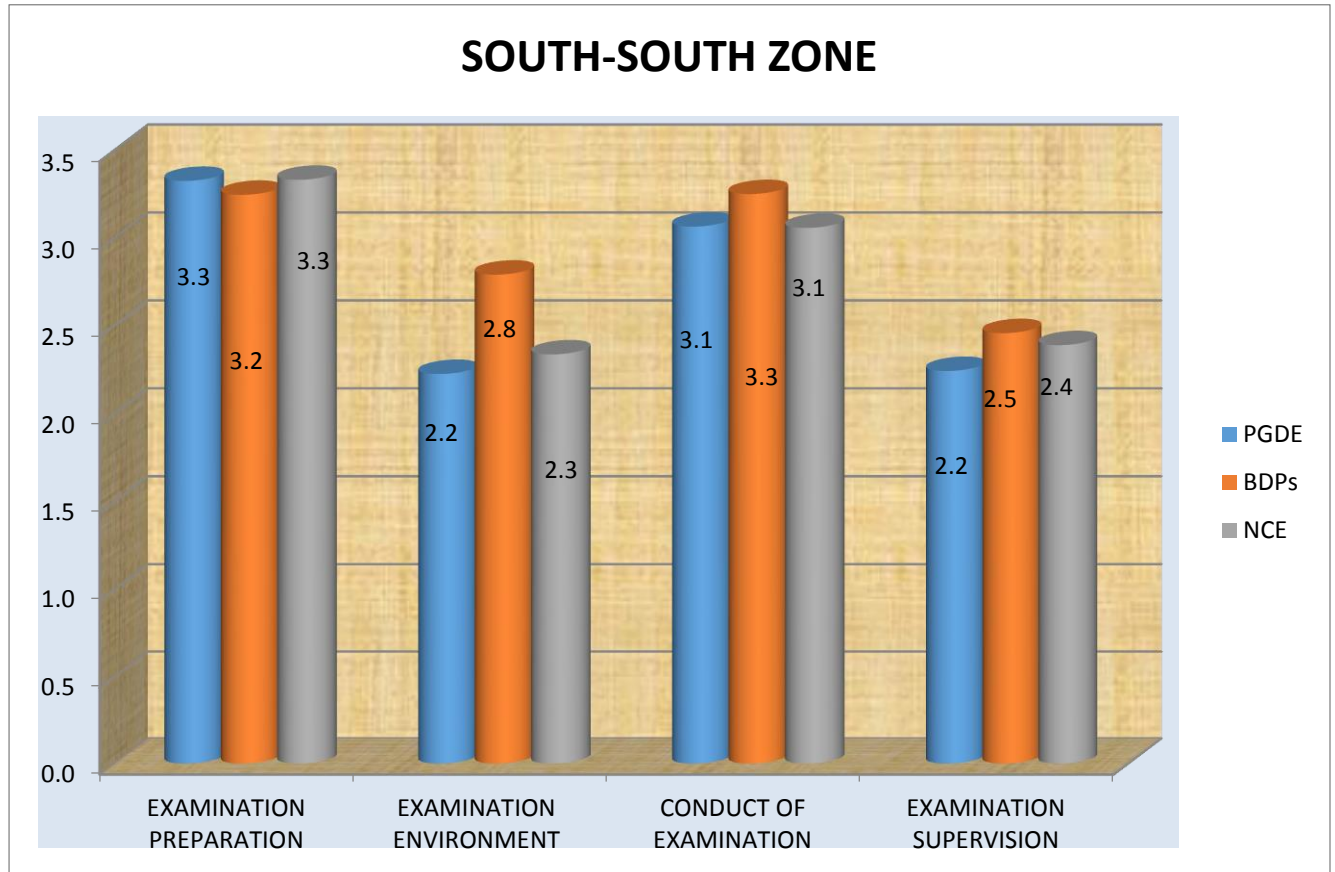
In table 2 and chart 2, efforts made in Examination Preparation and Conduct of Examination in PGDE were of high standard. For all other categories in all the programmes it were less than mean value of 3.0 point showing that it is low and more efforts are needed to be put in to attain some high standard.

3. SOUTH-SOUTH ZONE

TABLE 3

CATEGORIES	PGDE	BDPs	NCE
EXAMINATION PREPARATION	3.3	3.2	3.3
EXAMINATION ENVIRONMENT	2.2	2.8	2.3
CONDUCT OF EXAMINATION	3.1	3.3	3.1
EXAMINATION SUPERVISION	2.2	2.5	2.4

BAR CHART 3: SHOWING 2017 FIRST SEMESTER EXAMINATION FOR SOUTH-SOUTH ZONE



SOURCE: NTI 2017 1ST SEMESTER EXAMINATION FIELD WORK

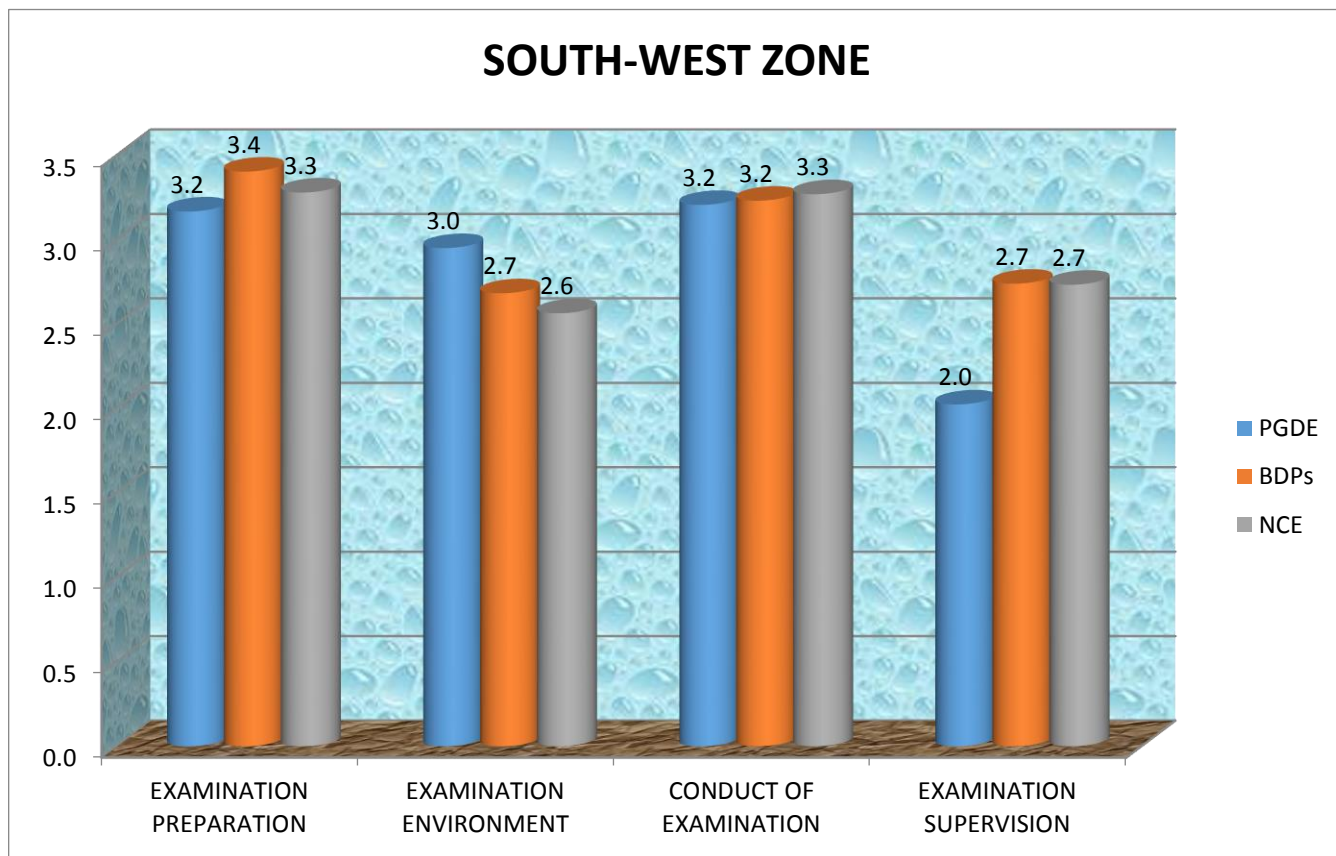
For table 3 and chart 3, Examination Preparation and Examination Conduct were high and commendable, while for Examination Environment and Examination Supervision with an average of 2.5, it shows that more effort need to be put, to meet quality standard.

4. SOUTH-WEST ZONE

TABLE 4

CATEGORIES	PGDE	BDPs	NCE
EXAMINATION PREPARATION	3.2	3.4	3.3
EXAMINATION ENVIRONMENT	3.0	2.7	2.6
CONDUCT OF EXAMINATION	3.2	3.2	3.3
EXAMINATION SUPERVISION	2.0	2.7	2.7

CHART 4: SHOWING 2017 FIRST SEMESTER EXAMINATION SOUTH-WEST ZONE



SOURCE: NTI 2017 1ST SEMESTER EXAMINATION

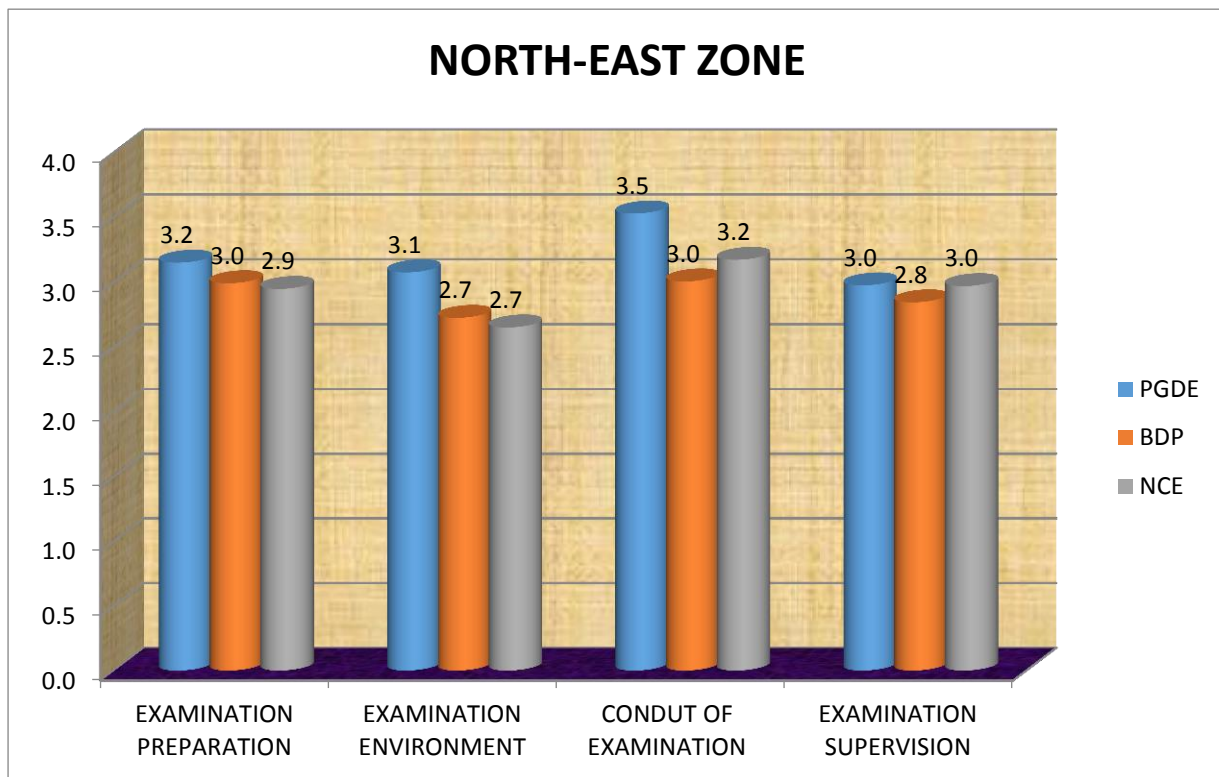
In table 4 and chart 4, while Examination Supervision in all the programmes, and Examination Environment in BDP needs more effort, Examination Preparation and Examination Conduct were good and commendable.

5. NORTH-EAST ZONE

TABLE 5

CATEGORIES	PGDE	BDP	NCE
EXAMINATION PREPARATION	3.2	3.0	2.9
EXAMINATION ENVIRONMENT	3.1	2.7	2.7
CONDUCT OF EXAMINATION	3.5	3.0	3.2
EXAMINATION SUPERVISION	3.0	2.8	3.0

CHART 5: SHOWING 2017 FIRST SEMESTER EXAMINATION NORTH-EAST ZONE



SOURCE: NTI 2017 1ST SEMESTER EXAMINATION

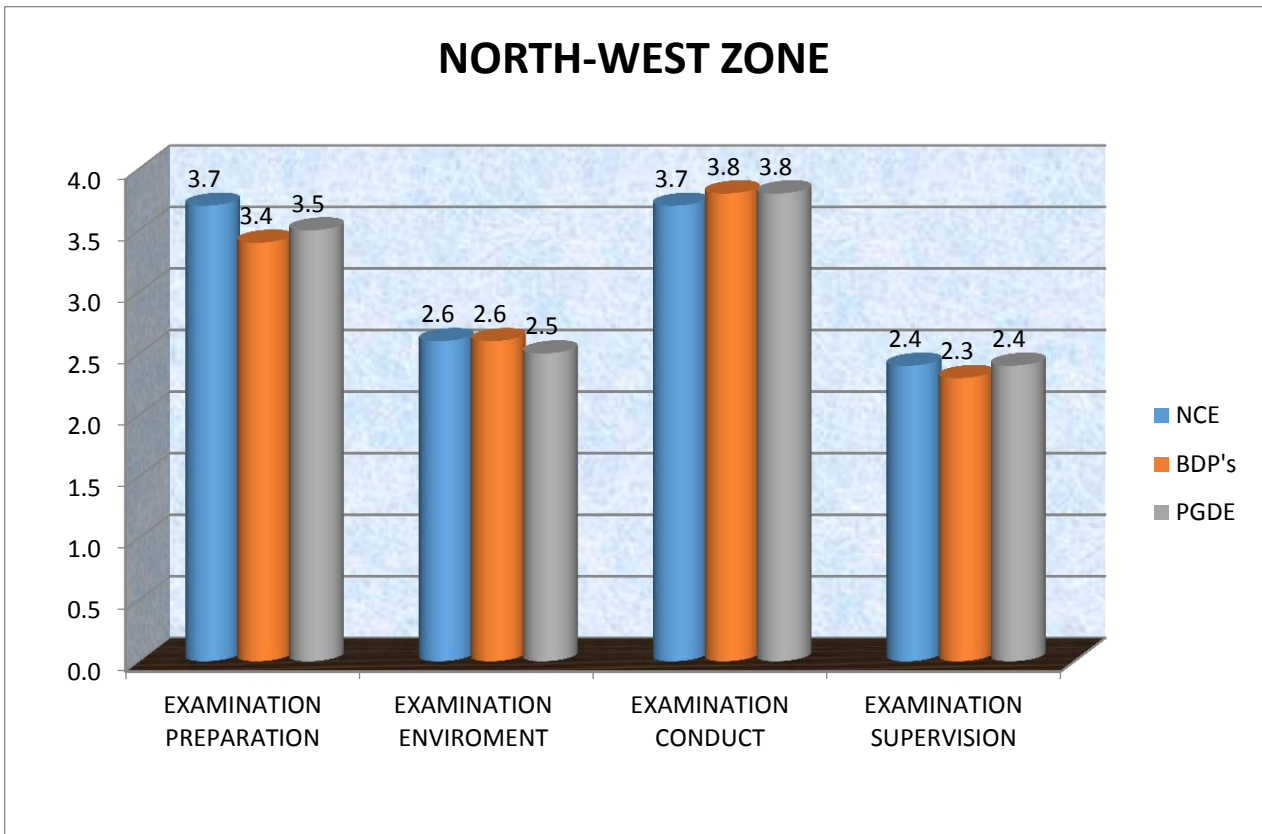
Considering table 5 and chart 5, Examination Preparation in PGDE, NCE programmes, Examination Environment in PGDE, Examination Supervision in PGDE, NCE programmes and Examination Conduct in all the programmes were all highly made since the mean of each is above the value of 3.0 however, for Examination Preparation in NCE, Examination Environment in BDP, NCE and Examination Supervision in BDP the results show average level and hence will require more efforts to really made the examinations to be of standard.

6. NORTH-WEST ZONE

TABLE 6

CATEGORIES	NCE	BDPs	PGDE
EXAMINATION PREPARATION	3.7	3.4	3.5
EXAMINATION ENVIROMENT	2.6	2.6	2.5
CONDUCT OF EXAMINATION	3.7	3.8	3.8
EXAMINATION SUPERVISION	2.4	2.3	2.4

CHART 6: SHOWING 2017 FIRST SEMESTER EXAMINATION NORTH-WEST ZONE



SOURCE: NTI 2017 1ST SEMESTER EXAMINATION

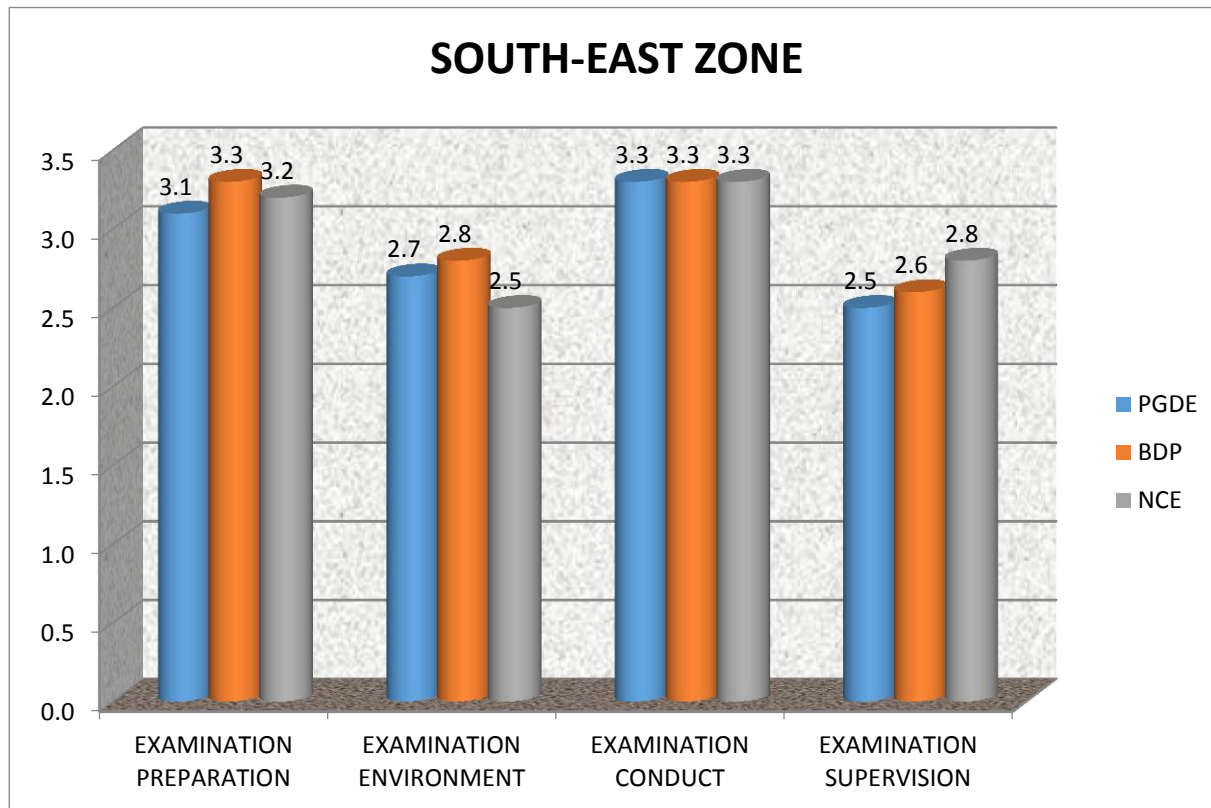
In table 6 and chart 6, Examination Preparation and Conduct were all highly done and hence commendable, while in the case of Examination Environment and Examination Supervision in all the 3 programmes gave values less than 3.0 point which point to the fact that they are in the average category and hence require more efforts.

7. SOUTH-EAST ZONE

TABLE 7

CATEGORIES	PGDE	BDP	NCE
EXAMINATION PREPARATION	3.1	3.3	3.2
EXAMINATION ENVIRONMENT	2.7	2.8	2.5
CONDUCT OF EXAMINATION	3.3	3.3	3.3
EXAMINATION SUPERVISION	2.5	2.6	2.8

CHART 7: SHOWING 2017 FIRST SEMESTER EXAMINATION SOUTH-EAST ZONE



SOURCE: NTI 2017 1ST SEMESTER EXAMINATION

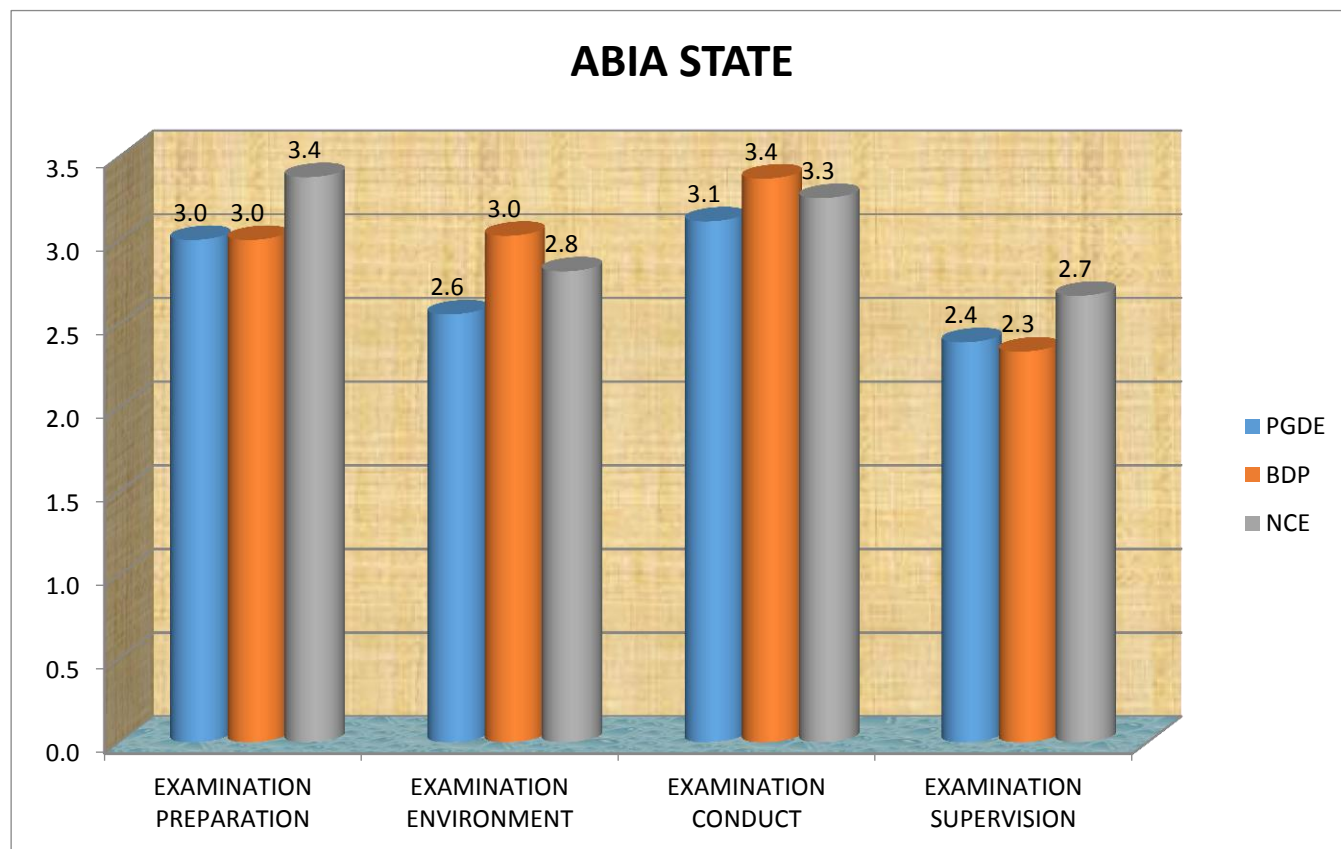
For this zone, as depicted in table 7 and chart7, Examination Preparation and Conduct were both high in the examinations in the 3 programmes, while Examination Environment and Examination Supervision in all programmes gave means less than the value of 3.0 point which reflects the need for more effort to be put in to attain a set standard in the examinations.

8. ABIA STATE

TABLE 8

CATEGORIES	PGDE	BDP	NCE
EXAMINATION PREPARATION	3.0	3.0	3.4
EXAMINATION ENVIRONMENT	2.6	3.0	2.8
EXAMINATION CONDUCT	3.1	3.4	3.3
EXAMINATION SUPERVISION	2.4	2.3	2.7

CHART 8: SHOWING 2017 FIRST SEMESTER EXAMINATION ABIA STATE



SOURCE: NTI 2017 1ST SEMESTER EXAMINATION

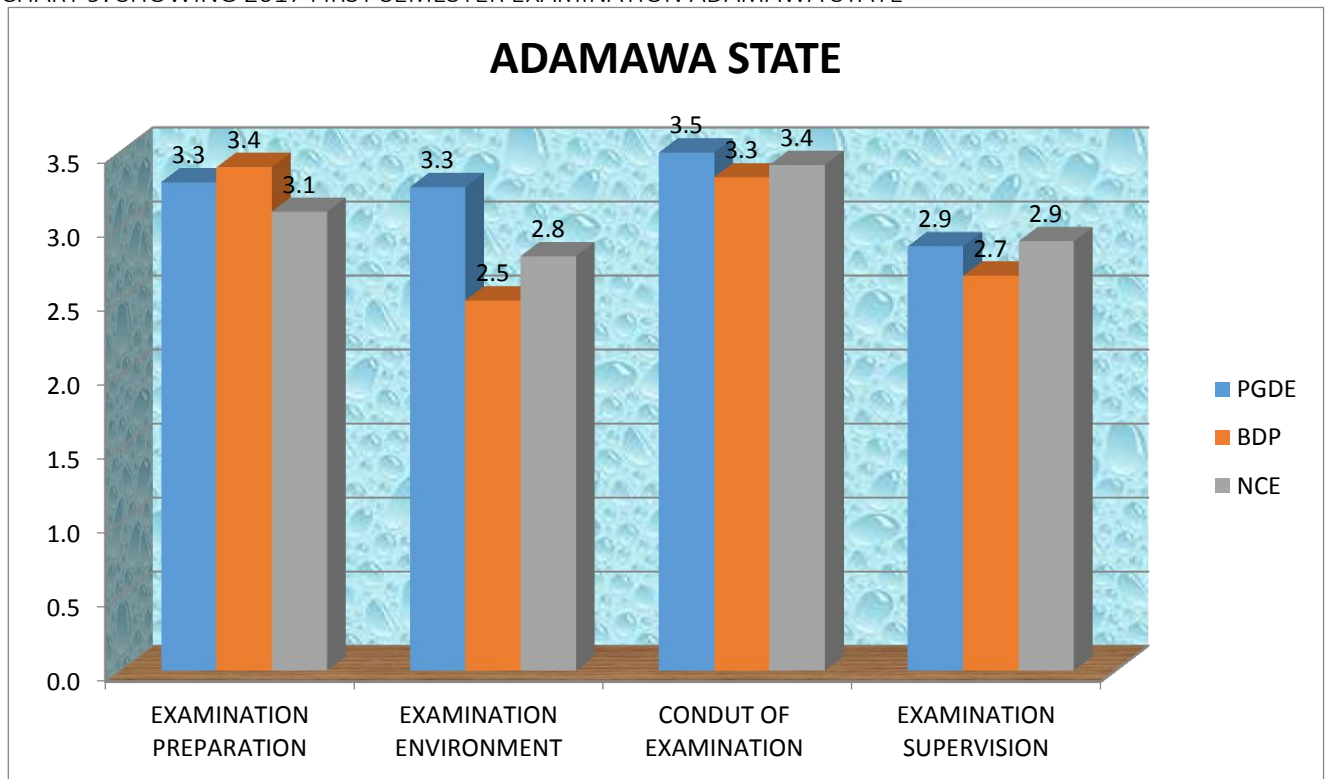
In table 8 chart 8, Examination Preparation, Examination Conduct and Environment of BDP Centre are at attaining rate of quality, while Examination Supervision in all the programmes and Environment in PGDE and NCE Centres on the table need more effort to meet quality standard.

9. ADAMAWA STATE

TABLE 9

CATEGORIES	PGDE	BDP	NCE
EXAMINATION PREPARATION	3.3	3.4	3.1
EXAMINATION ENVIRONMENT	3.3	2.5	2.8
CONDUCT OF EXAMINATION	3.5	3.3	3.4
EXAMINATION SUPERVISION	2.9	2.7	2.9

CHART 9: SHOWING 2017 FIRST SEMESTER EXAMINATION ADAMAWA STATE



SOURCE: NTI 2017 1ST SEMESTER EXAMINATION

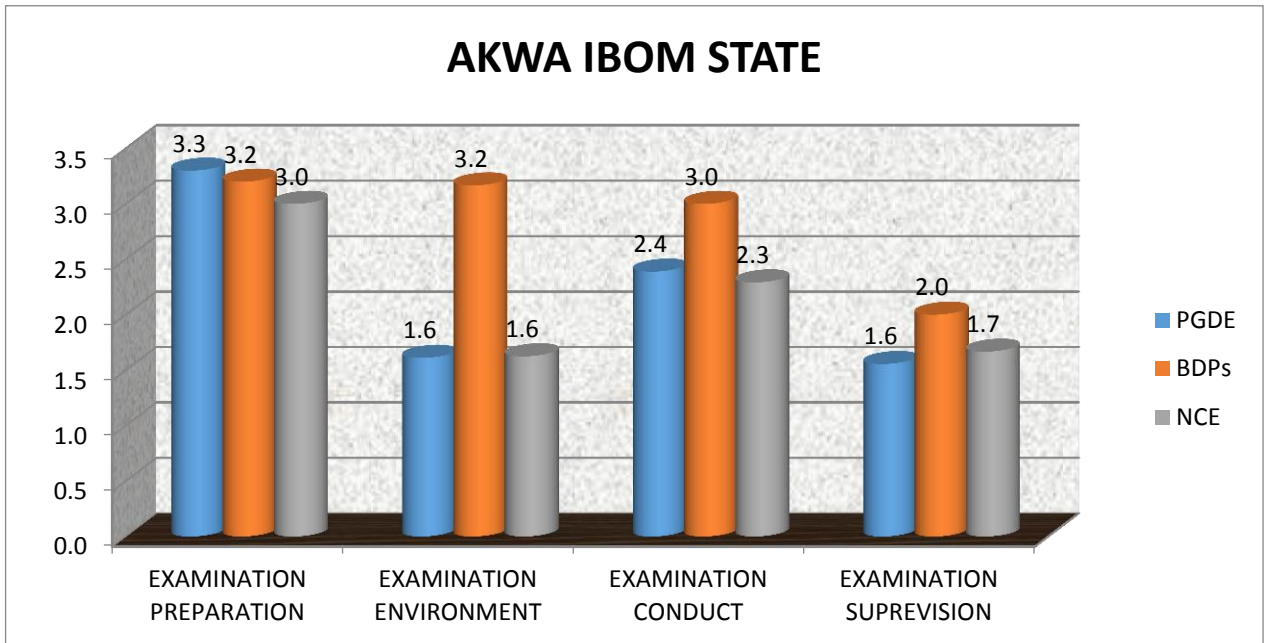
In table 9 chart 9, Examination preparation, Examination Conduct in all programmes and Environment in PGDE were at attaining rate of quality standard while Examination Supervision and Examination Environment in BDP, PGDE and NCE programmes required more effort to meet up with the quality standard.

10. AKWA IBOM STATE

TABLE 10

CATEGORIES	PGDE	BDPs	NCE
EXAMINATION PREPARATION	3.3	3.2	3.0
EXAMINATION ENVIRONMENT	1.6	3.2	1.6
CONDUCT OF EXAMINATION	2.4	3.0	2.3
EXAMINATION SUPREVISION	1.6	2.0	1.7

CHART 10: SHOWING 2017 FIRST SEMESTER EXAMINATION AKWA IBOM STATE



SOURCE: NTI 2017 1ST SEMESTER EXAMINATION

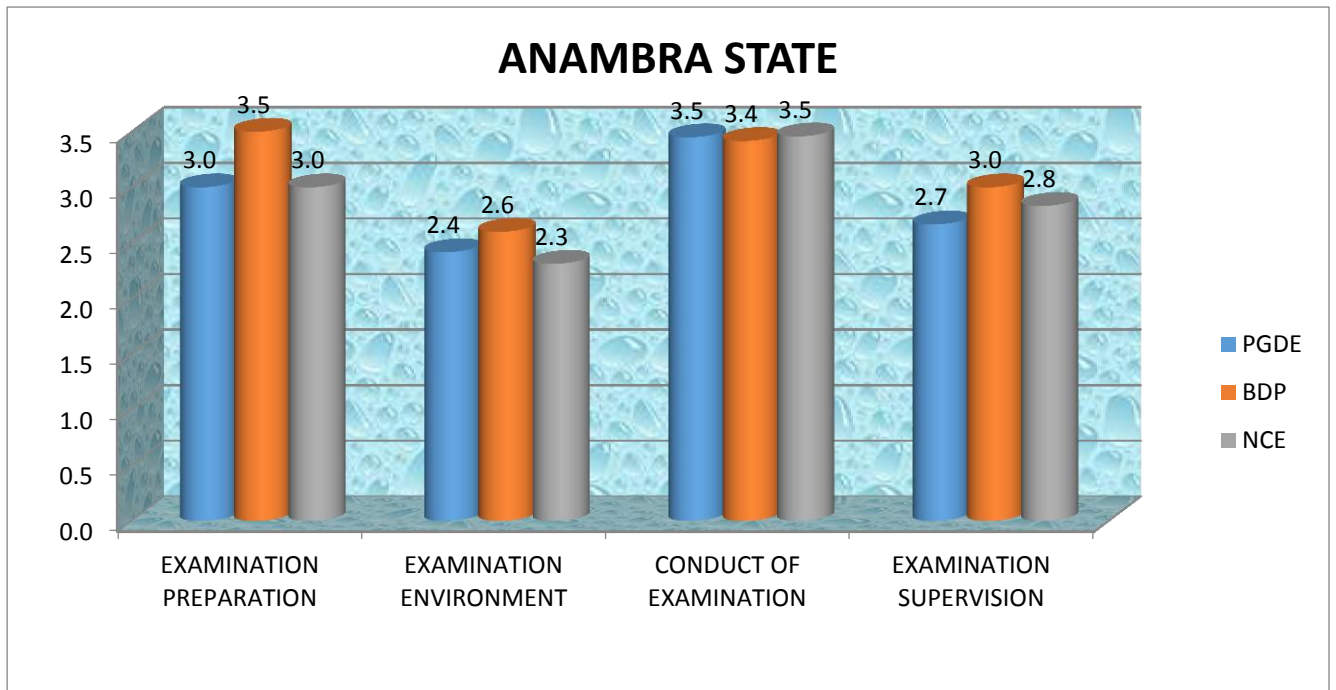
In table 10 chart 10, Examination preparation in all the programmes, Examination Environment and Conduct in BDP were all at attaining standard with mean score above 3.0 points, while Examination Supervision in all the programmes, Environment and Conduct in PGDE and NCE respectively need more effort to attain standa.

11. ANAMBRA STATE

TABLE 11

CATEGORIES	PGDE	BDP	NCE
EXAMINATION PREPARATION	3.0	3.5	3.0
EXAMINATION ENVIRONMENT	2.4	2.6	2.3
CONDUCT OF EXAMINATION	3.5	3.4	3.5
EXAMINATION SUPERVISION	2.7	3.0	2.8

CHART 11: SHOWING 2017 FIRST SEMESTER EXAMINATION ANAMBRA STATE



SOURCE: NTI 2017 1ST SEMESTER EXAMINATION

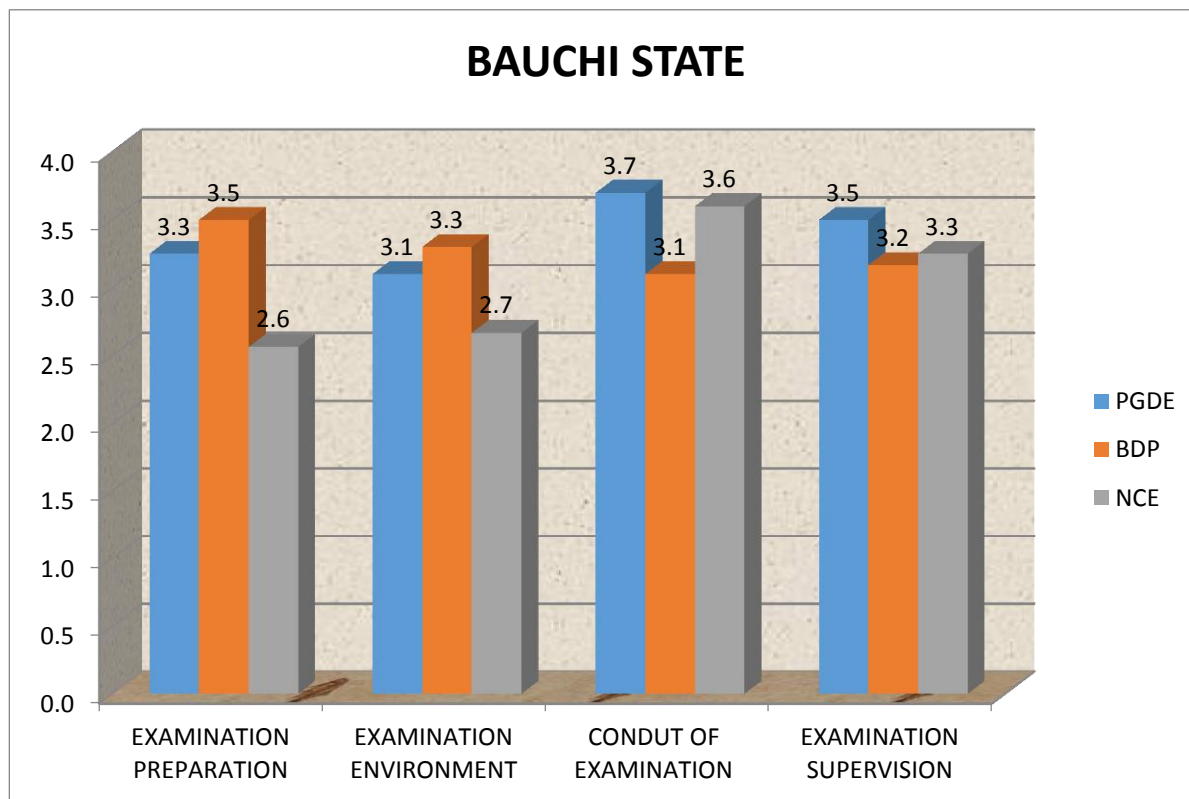
In table 11 chart11, Examination Preparation, Examination Conduct in the programmes and Examination Supervision in BDP were all at attaining quality standard while Examination Environment and Examination Supervision in PGDE and NCE need more effort to meet quality standard.

12. BAUCHI STATE

TABLE 12

CATEGORIES	PGDE	BDP	NCE
EXAMINATION PREPARATION	3.3	3.5	2.6
EXAMINATION ENVIRONMENT	3.1	3.3	2.7
CONDUCT OF EXAMINATION	3.7	3.1	3.6
EXAMINATION SUPERVISION	3.5	3.2	3.3

CHART12: SHOWING 2017 FIRST SEMESTER EXAMINATION, BAUCHI STATE



SOURCE: NTI 2017 1ST SEMESTER EXAMINATION

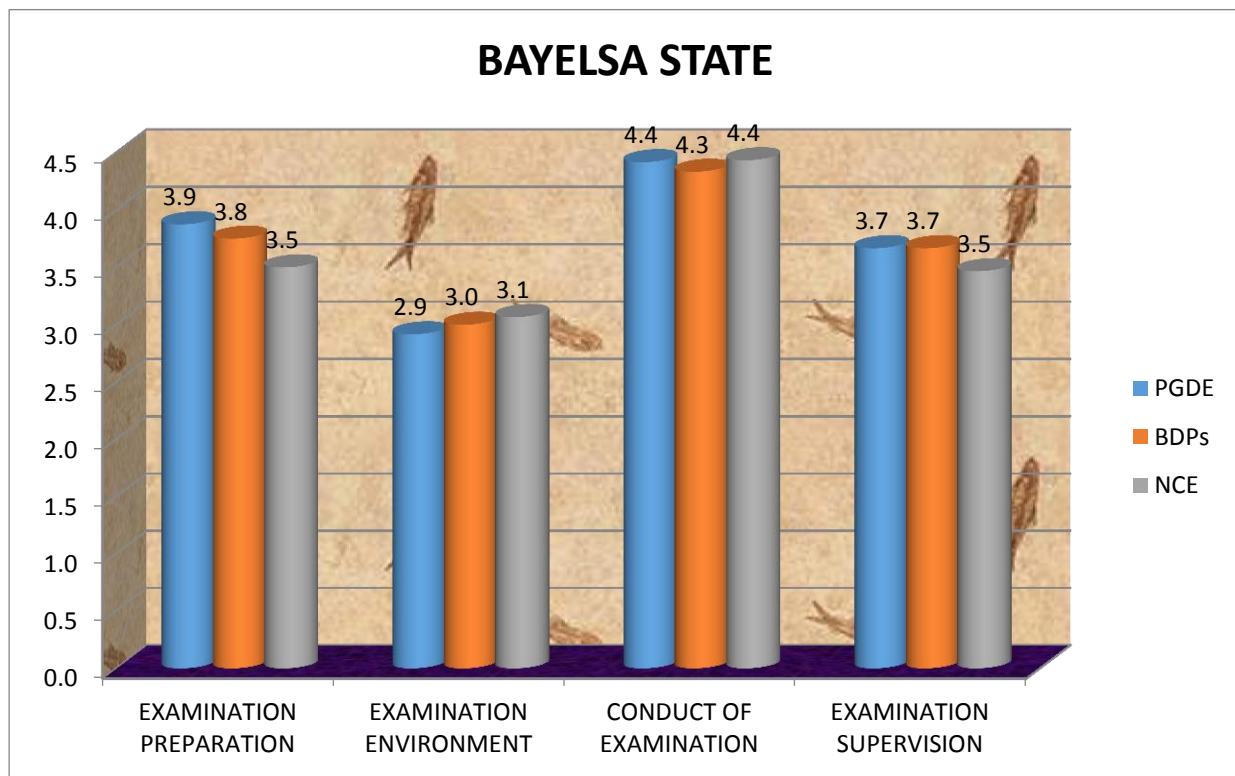
Table12 chart 12 while Examination Conduct, Examination Supervision, Examination Preparation and Environment for PGDE and NCE were at attaining rate. Examination Preparation and Environment for NCE programme required more effort to meet the quality standard.

13. BAYELSA STATE

TABLE 13

CATEGORIES	PGDE	BDPs	NCE
EXAMINATION PREPARATION	3.9	3.8	3.5
EXAMINATION ENVIRONMENT	2.9	3.0	3.1
CONDUCT OF EXAMINATION	4.4	4.3	4.4
EXAMINATION SUPERVISION	3.7	3.7	3.5

CHART13: SHOWING 2017 FIRST SEMESTER EXAMINATION BAYELSA STATE



SOURCE: NTI 2017 1ST SEMESTER EXAMINATION

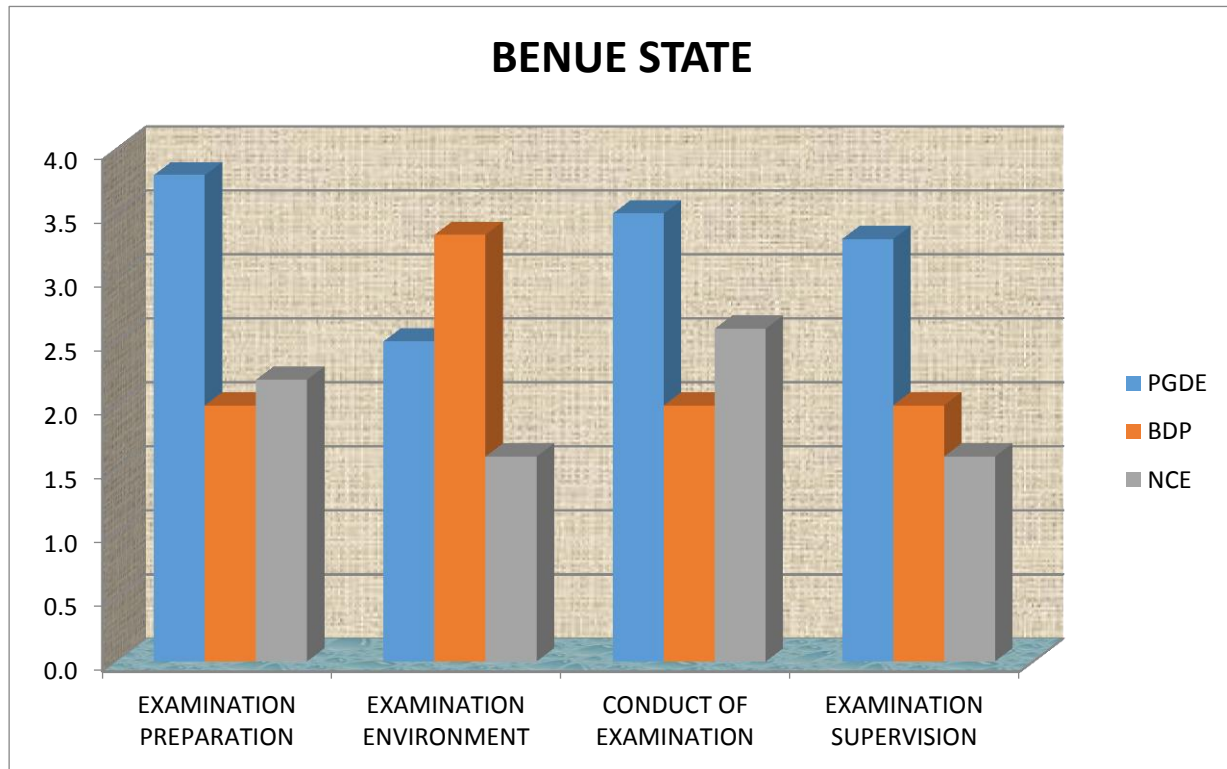
In table 13chart 13, Examination Preparation, Conduct, Supervision and Environment of BDP and NCE were at attaining standard quality while, Examination Environment in PGDE need more effort to meet up quality standard.

14. BENUE STATE

TABLE 14

CATEGORIES	PGDE	BDP	NCE
EXAMINATION PREPARATION	3.8	2.0	2.2
EXAMINATION ENVIRONMENT	2.5	3.3	1.6
CONDUCT OF EXAMINATION	3.5	2.0	2.6
EXAMINATION SUPERVISION	3.3	2.0	1.6

BAR CHART14: SHOWING 2017 FIRST SEMESTER EXAMINATION BENUE STATE



SOURCE: NTI 2017 FIRST SEMESTER EXAMINATION FIELD WORK

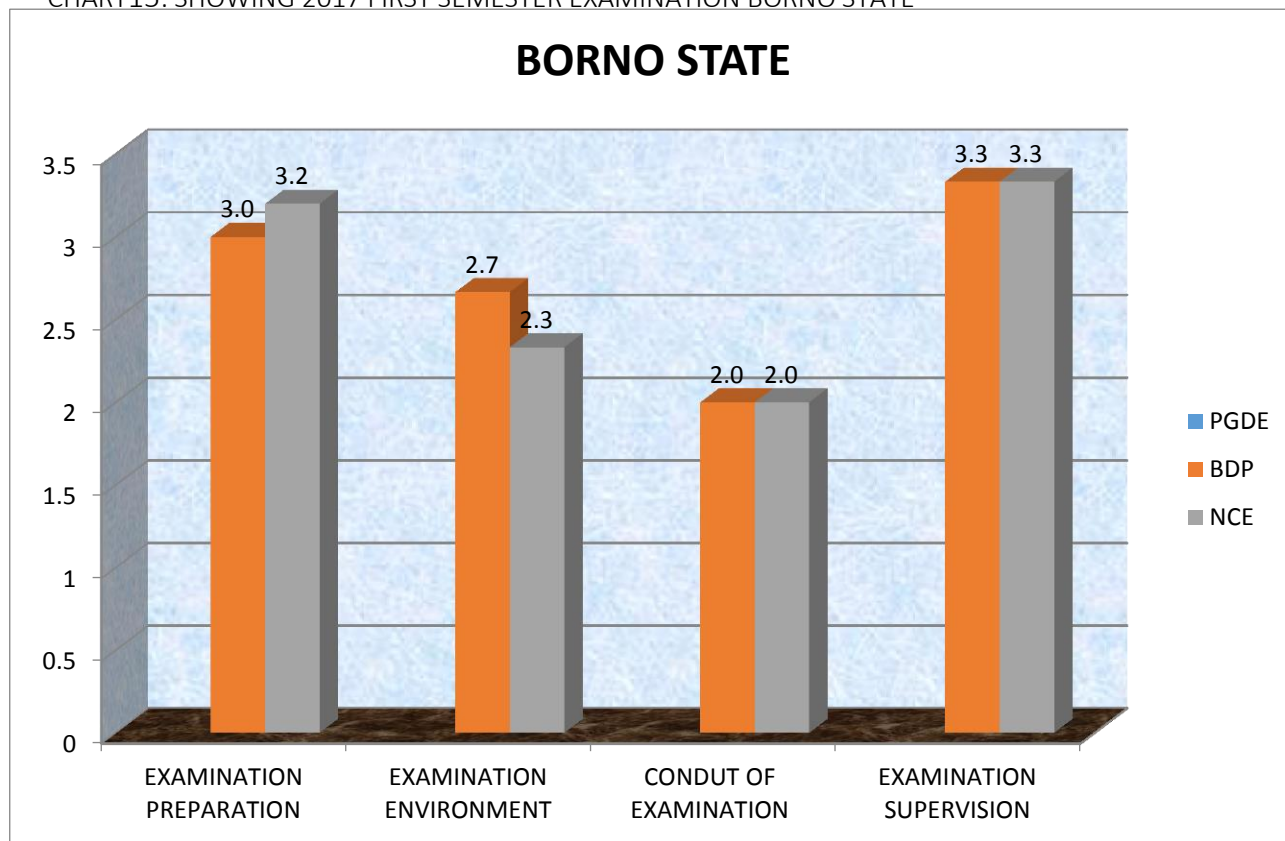
In table 14 chart 14, in PGDE programme examination preparation, conduct, supervision and examination environment in BDP programme were at attaining standard status, while examination environment in PGDE, NCE, preparation conduct and supervision in both BDP and NCE needs effort to the quality standard.

15. BORNO STATE

TABLE 15

CATEGORIES	PGDE	BDP	NCE
EXAMINATION PREPARATION	-	3.0	3.2
EXAMINATION ENVIRONMENT	-	2.7	2.3
CONDUCT OF EXAMINATION	-	2.0	2.0
EXAMINATION SUPERVISION	-	3.3	3.3

CHART15: SHOWING 2017 FIRST SEMESTER EXAMINATION BORNO STATE



SOURCE: NTI 2017 1ST SEMESTER EXAMINATION

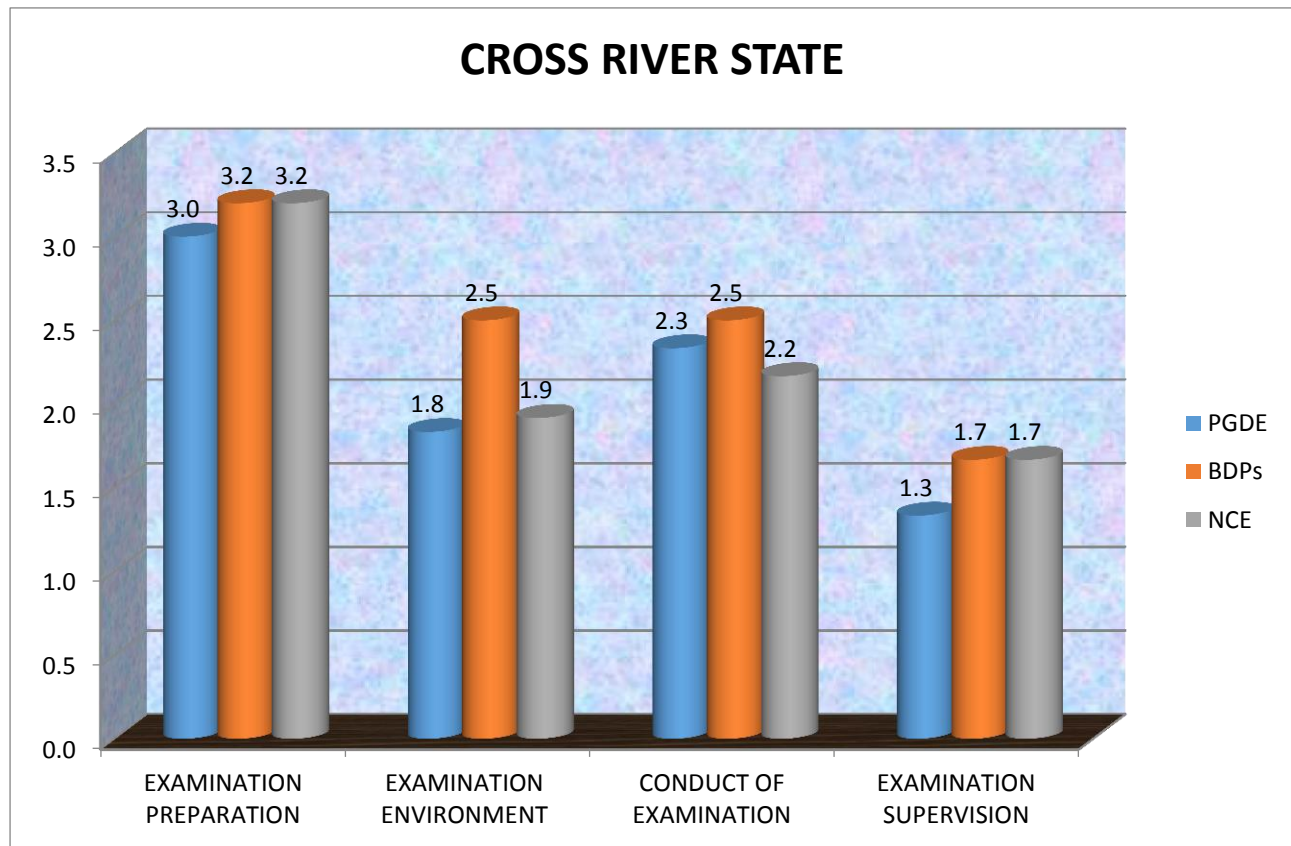
In table 15 chart 15, Examination Preparation and Supervision were all at attaining rate in BDP and NCE programmes, while Examination Environment and Conduct require more effort to meet quality standard.

16. CROSS RIVER STATE

TABLE 16

CATEGORIES	PGDE	BDPs	NCE
EXAMINATION PREPARATION	3.0	3.2	3.2
EXAMINATION ENVIRONMENT	1.8	2.5	1.9
CONDUCT OF EXAMINATION	2.3	2.5	2.2
EXAMINATION SUPERVISION	1.3	1.7	1.7

CHART 16: SHOWING 2017 FIRST SEMESTER EXAMINATION CROSS RIVER STATE



SOURCE: NTI 2017 1ST SEMESTER EXAMINATION

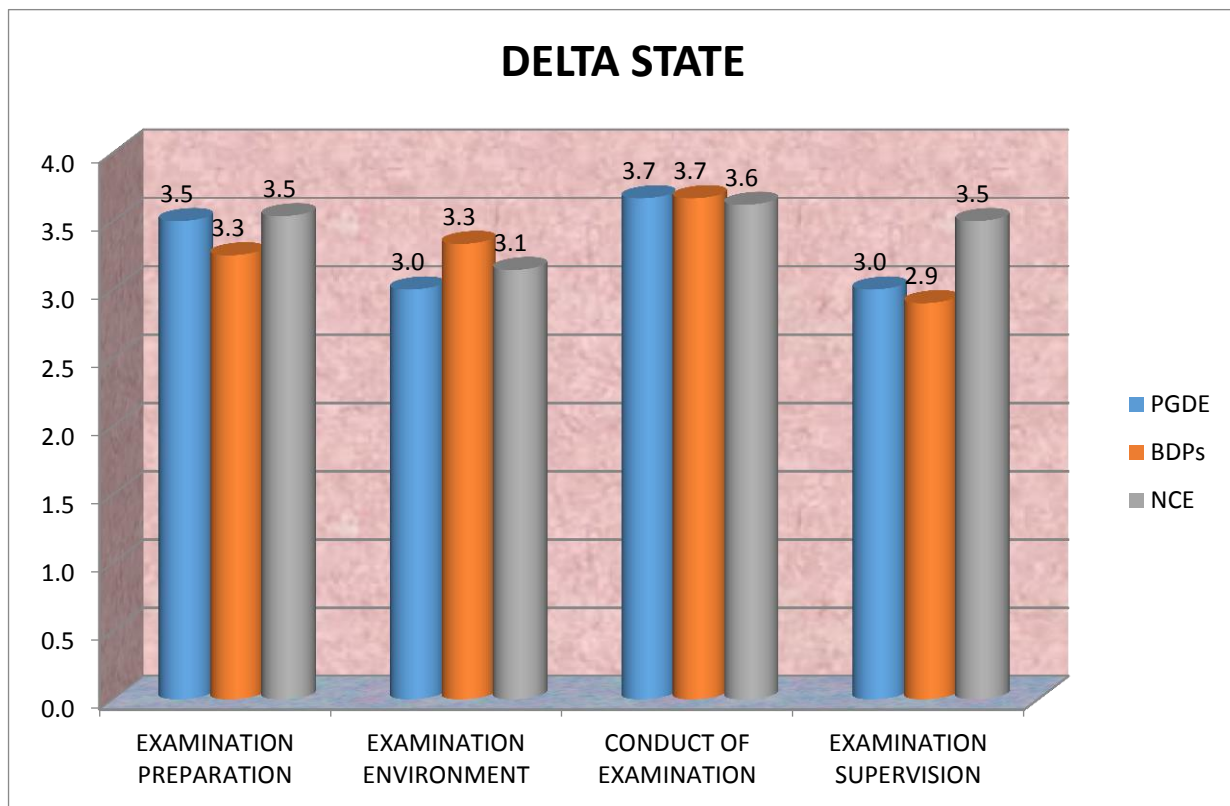
In table 16 chart 16, the examination preparation was at attaining standard while environment, conduct and supervision in all the programmes need more effort to meet up the quality standard.

17. DELTA STATE

TABLE 17

CATEGORIES	PGDE	BDPs	NCE
EXAMINATION PREPARATION	3.5	3.3	3.5
EXAMINATION ENVIRONMENT	3.0	3.3	3.1
CONDUCT OF EXAMINATION	3.7	3.7	3.6
EXAMINATION SUPERVISION	3.0	2.9	3.5

CHART17: SHOWING 2017 FIRST SEMESTER EXAMINATION DELTA STATE



SOURCE: NTI 2017 1ST SEMESTER EXAMINATION

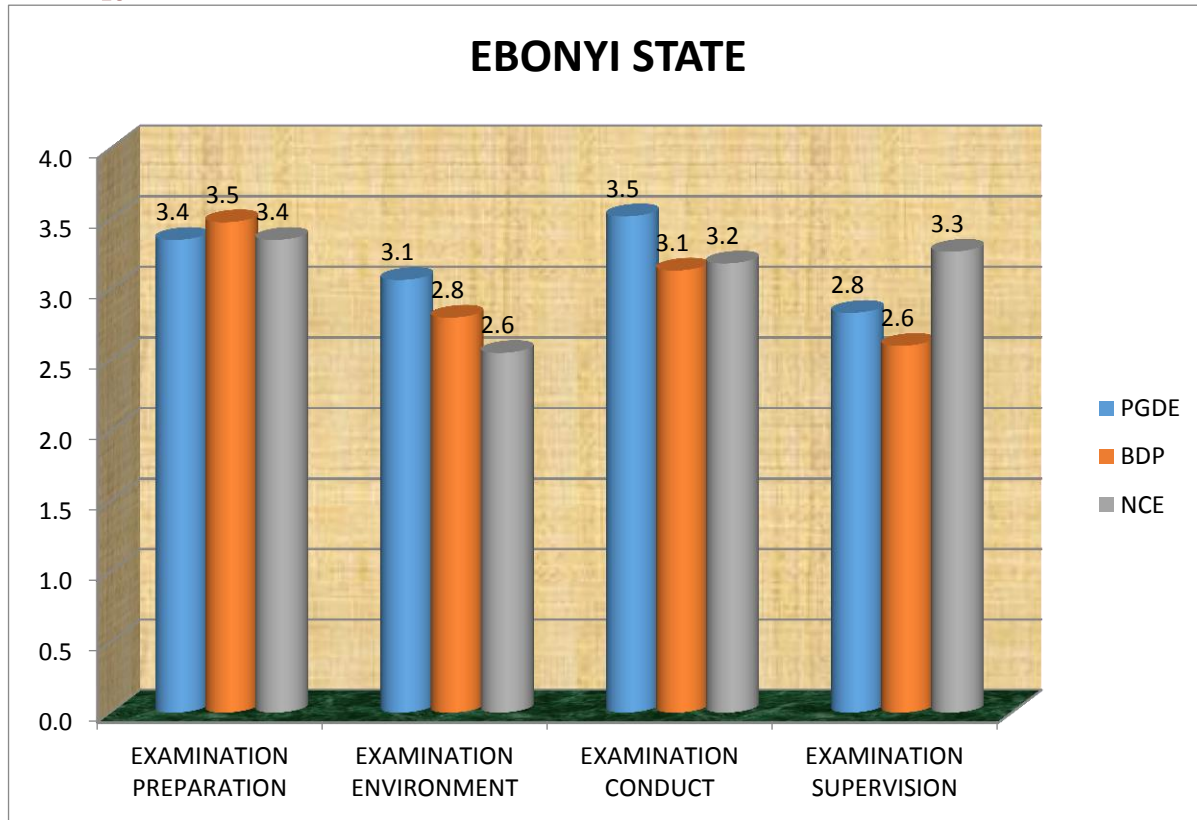
In table 17 chart 17, Examination preparation, examination conduct and supervision were all at attaining quality standard having mean score above 3.0 points except for supervision in BDP which need more effort to meet up quality standard.

18. EBONYI STATE

TABLE 18

CATEGORIES	PGDE	BDP	NCE
EXAMINATION PREPARATION	3.4	3.5	3.4
EXAMINATION ENVIRONMENT	3.1	2.8	2.6
CONDUCT OF EXAMINATION	3.5	3.1	3.2
EXAMINATION SUPERVISION	2.8	2.6	3.3

CHART 18: SHOWING 2017 FIRST SEMESTER EXAMINATION EBONYI STATE



SOURCE: NTI 2017 1ST SEMESTER EXAMINATION

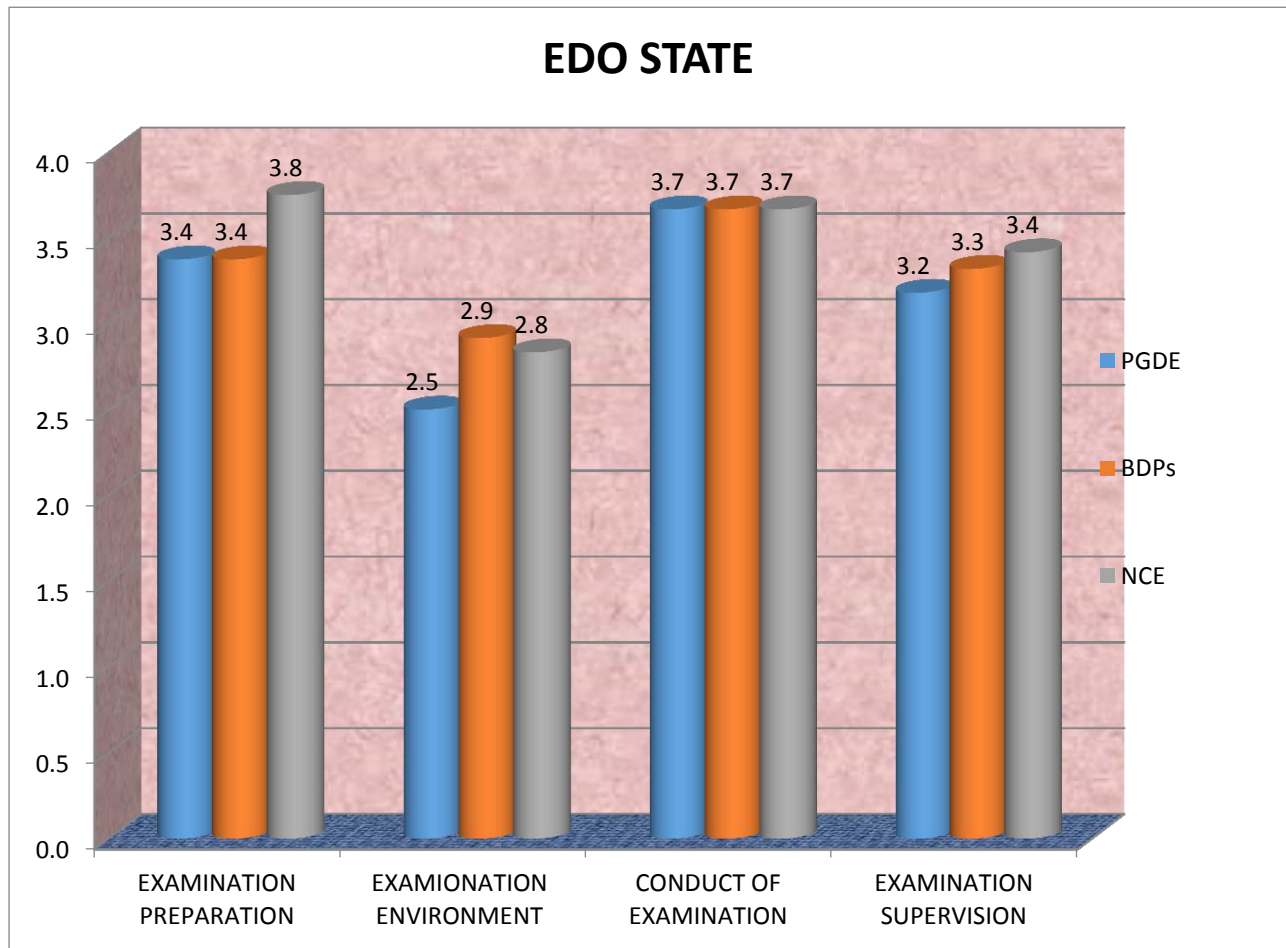
In table 18 chart 18, the Examination Preparation and Conduct in all the programmes, Examination Environment in PGDE, Supervision in NCE were at attaining standard quality, while, Examination Environment in BDP, NCE and Supervision in PGDE and BDP were less than 3 point. Therefore more effort is needed in other to attain the set standard quality in those areas.

19. EDO STATE

TABLE 19

CATEGORIES	PGDE	BDPs	NCE
EXAMINATION PREPARATION	3.4	3.4	3.8
EXAMINATION ENVIRONMENT	2.5	2.9	2.8
CONDUCT OF EXAMINATION	3.7	3.7	3.7
EXAMINATION SUPERVISION	3.2	3.3	3.4

CHART 19: SHOWING 2017 FIRST SEMESTER EXAMINATION EDO STATE



SOURCE: NTI 2017 1ST SEMESTER EXAMINATION

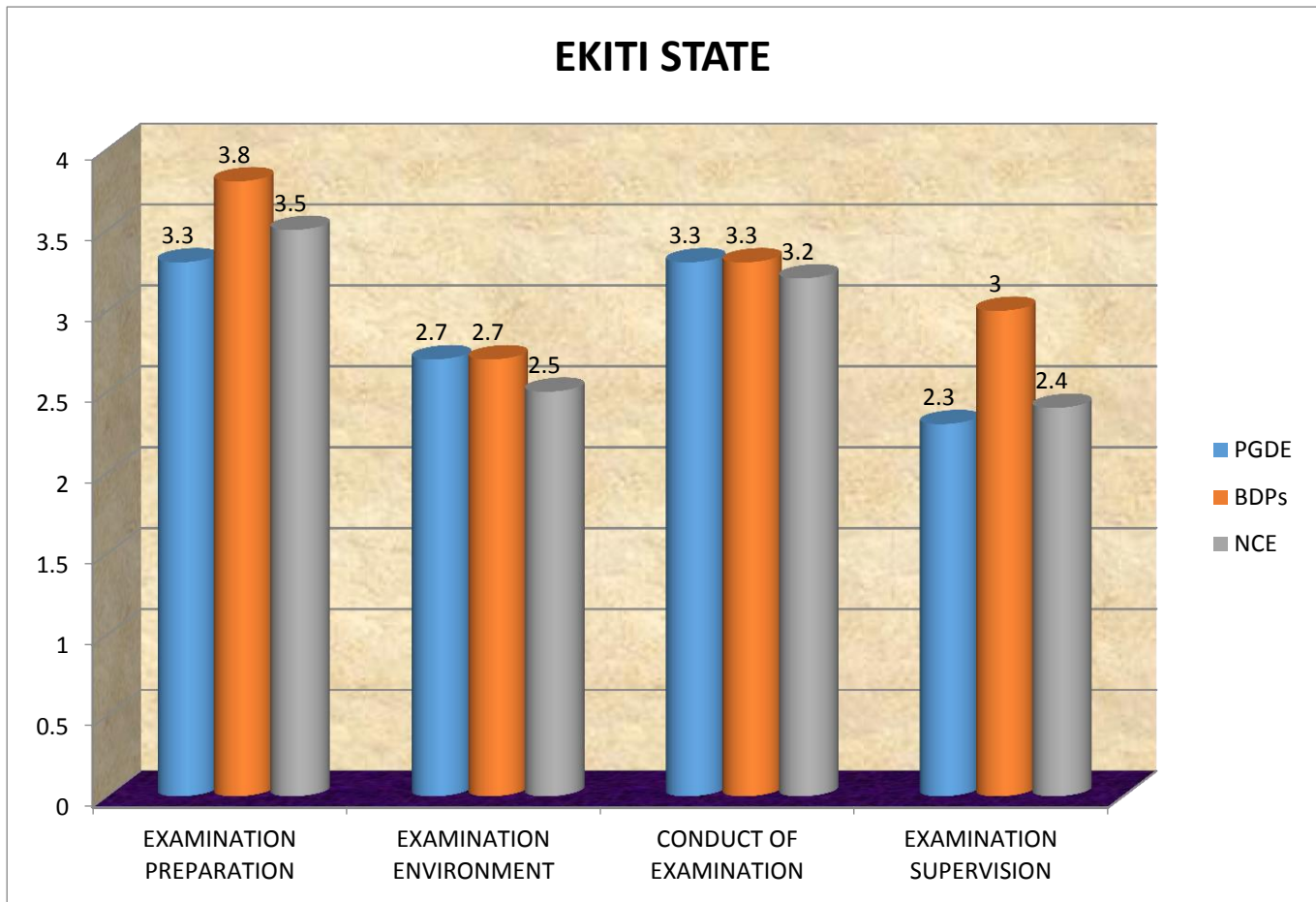
In table 19 chart 19, Examination preparation, environment, conduct and supervision were at attaining quality standard with the exception of environment which is less than 3.0 points, needs more effort to meet up to quality standard.

20. EKITI STATE

TABLE 20

CATEGORIES	PGDE	BDPs	NCE
EXAMINATION PREPARATION	3.3	3.8	3.5
EXAMINATION ENVIRONMENT	2.7	2.7	2.5
CONDUCT OF EXAMINATION	3.3	3.3	3.2
EXAMINATION SUPERVISION	2.3	3.0	2.4

CHART20: SHOWING 2017 FIRST SEMESTER EXAMINATION EKITI STATE



SOURCE: NTI 2017 1ST SEMESTER EXAMINATION

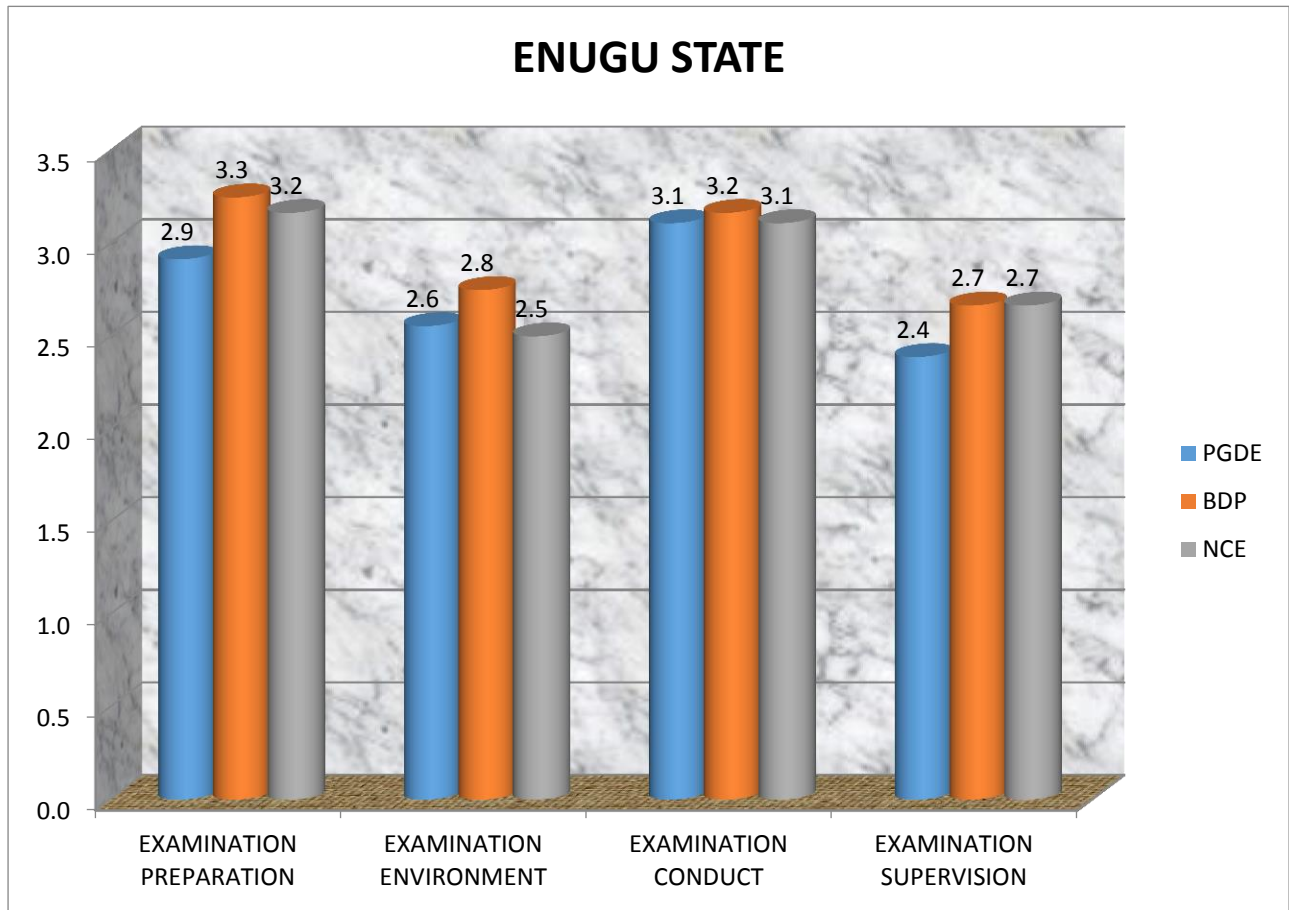
In table 20 chart 20, Examination Preparation, Conduct in all the programmes and Supervision in BDP while Examination Environment in all the programs and Examination Supervision in PGDE and NCE needs effort to meet up the quality standard.

21. ENUGU STATE

TABLE 21

CATEGORIES	PGDE	BDP	NCE
EXAMINATION PREPARATION	2.9	3.3	3.2
EXAMINATION ENVIRONMENT	2.6	2.8	2.5
CONDUCT OF EXAMINATION	3.1	3.2	3.1
EXAMINATION SUPERVISION	2.4	2.7	2.7

CHART 21: SHOWING 2017 FIRST SEMESTER EXAMINATION EBONYI STATE



SOURCE: NTI 2017 1ST SEMESTER EXAMINATION

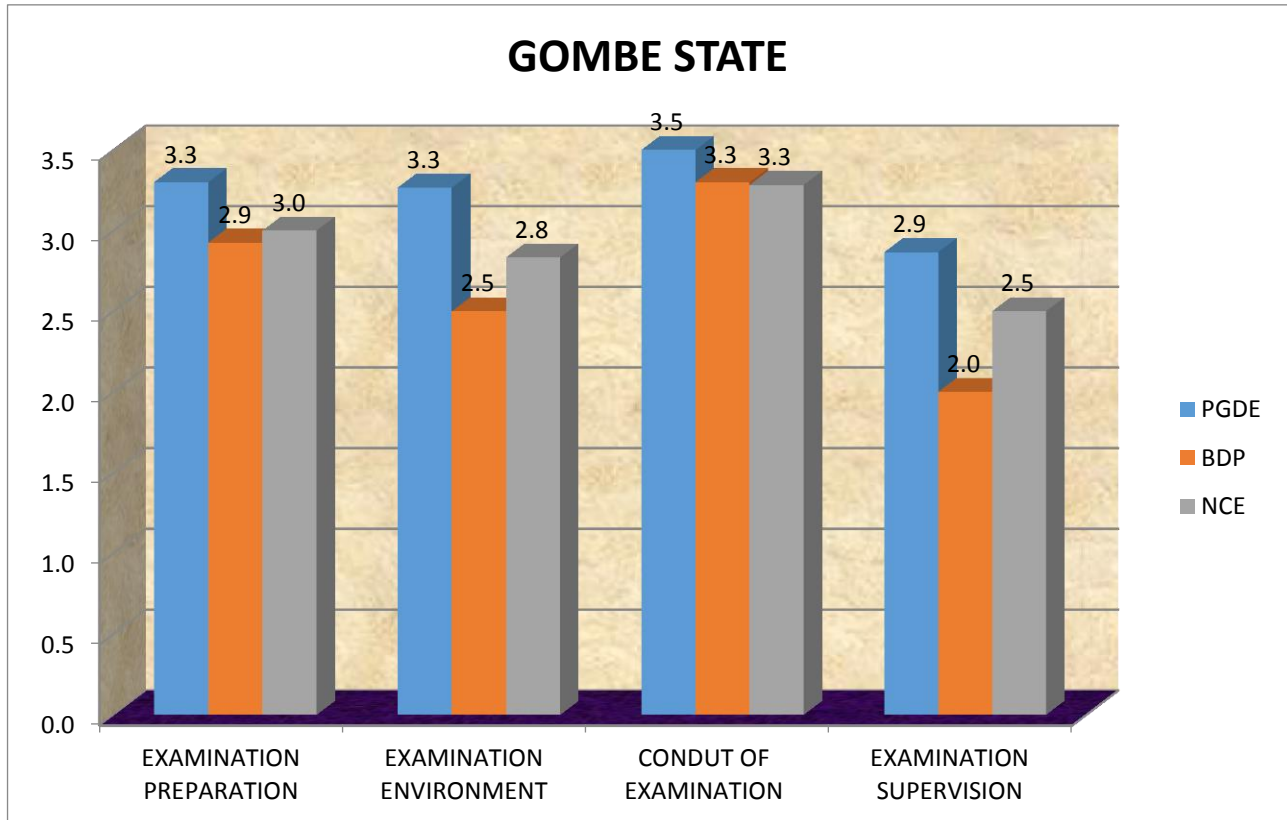
In table 21 chart 21, Examination preparation in BDP and NCE and conduct were all at attaining standard quality. While examination environment, supervision and preparation of PGDE need more effort to meet up the quality standard.

22. GOMBE STATE

TABLE 22

CATEGORIES	PGDE	BDP	NCE
EXAMINATION PREPARATION	3.3	2.9	3.0
EXAMINATION ENVIRONMENT	3.3	2.5	2.8
CONDUT OF EXAMINATION	3.5	3.3	3.3
EXAMINATION SUPERVISION	2.9	2.0	2.5

CHART22: SHOWING 2017 FIRST SEMESTER EXAMINATION GOMBE STATE



SOURCE: NTI 2017 1ST SEMESTER EXAMINATION

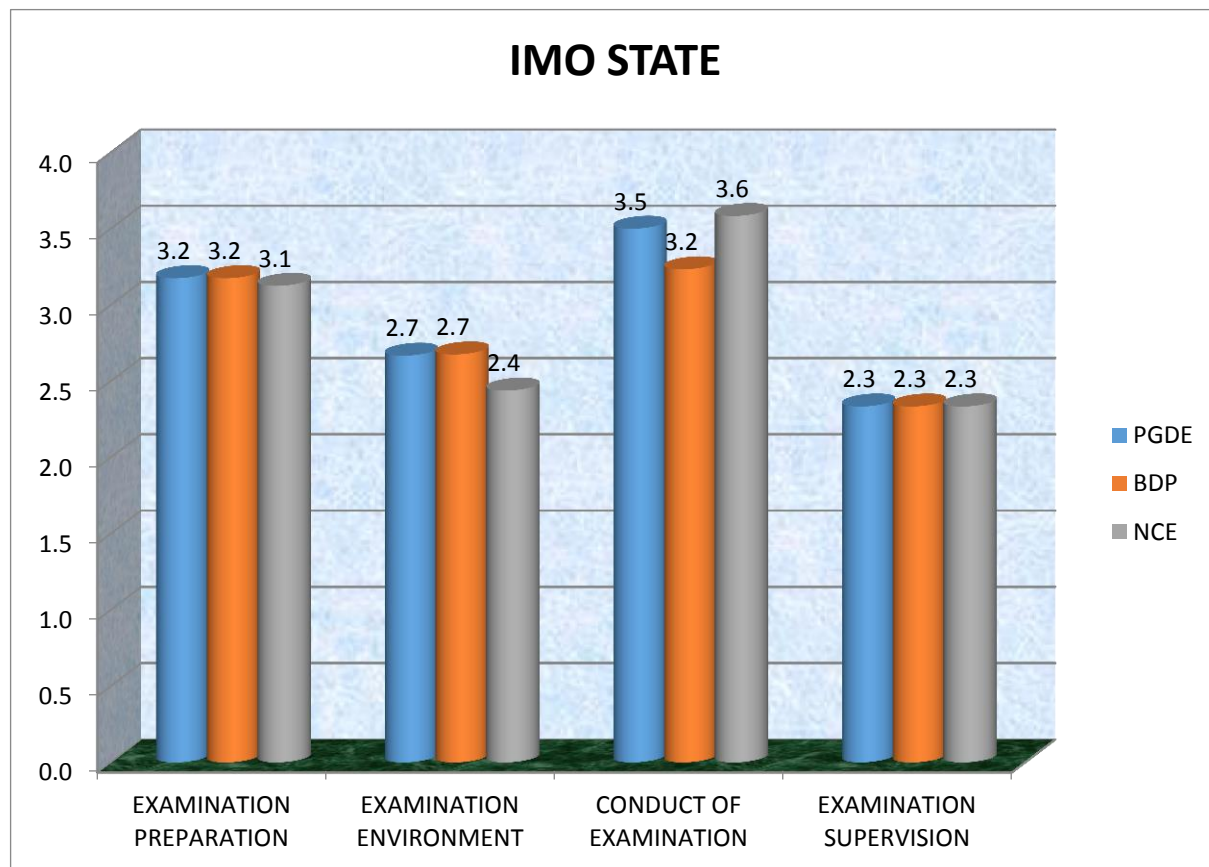
In table 22 chart22, Examination Environment in PGDE, Examination Preparation in PGDE and NCE and Conduct of Examination across the programmes were at attaining rate, while Examination Environment in BDP, NCE programmes and Examination Supervision across the programmes required more effort to meet up with quality standard.

23. IMO STATE

TABLE 23

CATEGORIES	PGDE	BDP	NCE
EXAMINATION PREPARATION	3.2	3.2	3.1
EXAMINATION ENVIRONMENT	2.7	2.7	2.4
CONDUCT OF EXAMINATION	3.5	3.2	3.6
EXAMINATION SUPERVISION	2.3	2.3	2.3

CHART 23: SHOWING 2017 FIRST SEMESTER EXAMINATION IMO STATE



SOURCE: NTI 2017 1ST SEMESTER EXAMINATION

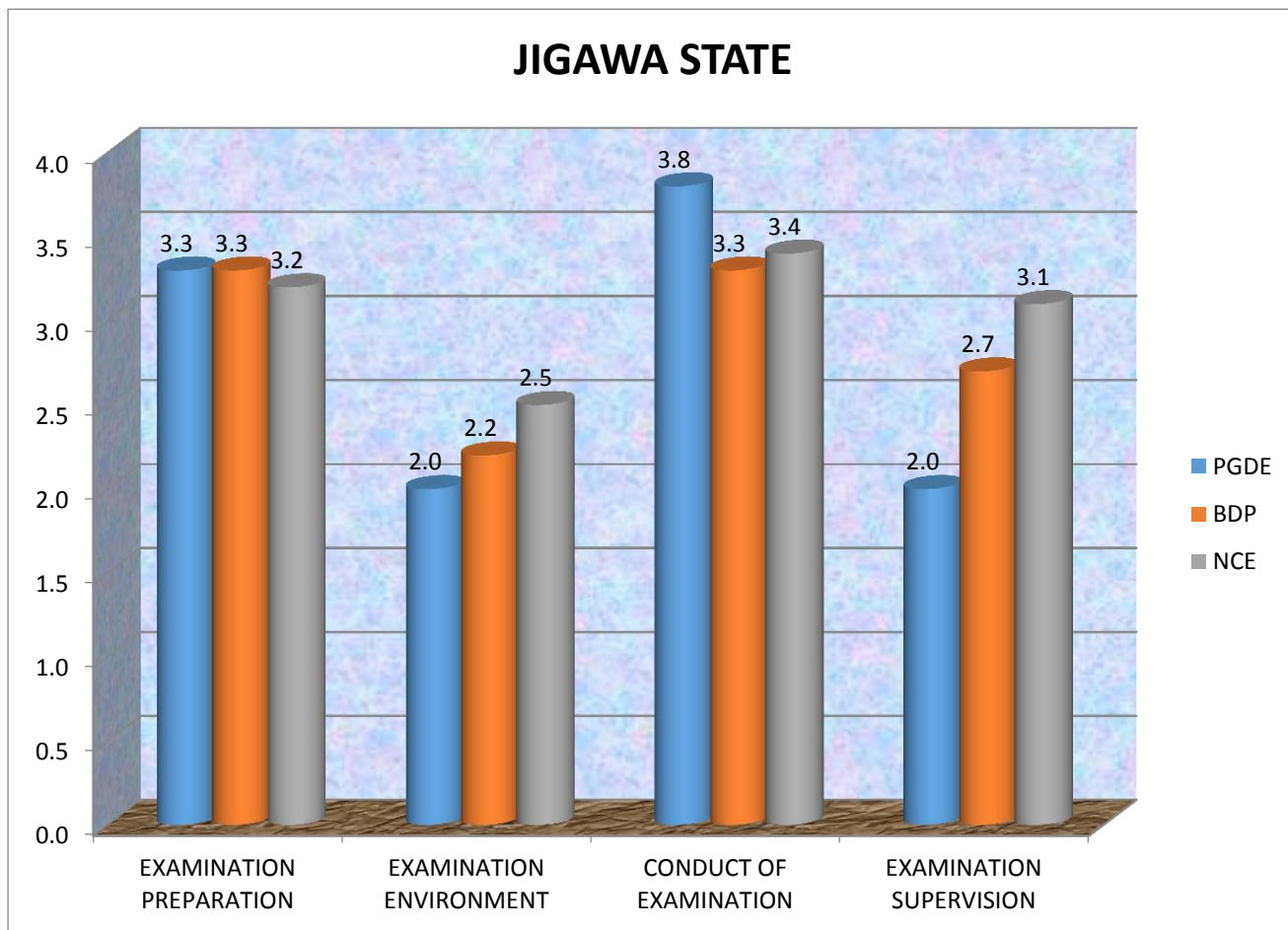
In table 23 chart 23, the examination preparation and conduct were all at the attaining level of standard quality because the mean score were above 3 points. Meanwhile, examination environment and supervision were below standard because they were less than 3 points. Therefore, more effort needs to meet up quality standard.

24. JIGAWA STATE

TABLE 24

CATEGORIES	PGDE	BDP	NCE
EXAMINATION PREPARATION	3.3	3.3	3.2
EXAMINATION ENVIRONMENT	2.0	2.2	2.5
CONDUCT OF EXAMINATION	3.8	3.3	3.4
EXAMINATION SUPERVISION	2.0	2.7	3.1

CHART24: SHOWING 2017 FIRST SEMESTER EXAMINATION JIGAWA STATE



SOURCE: NTI 2017 1ST SEMESTER EXAMINATION

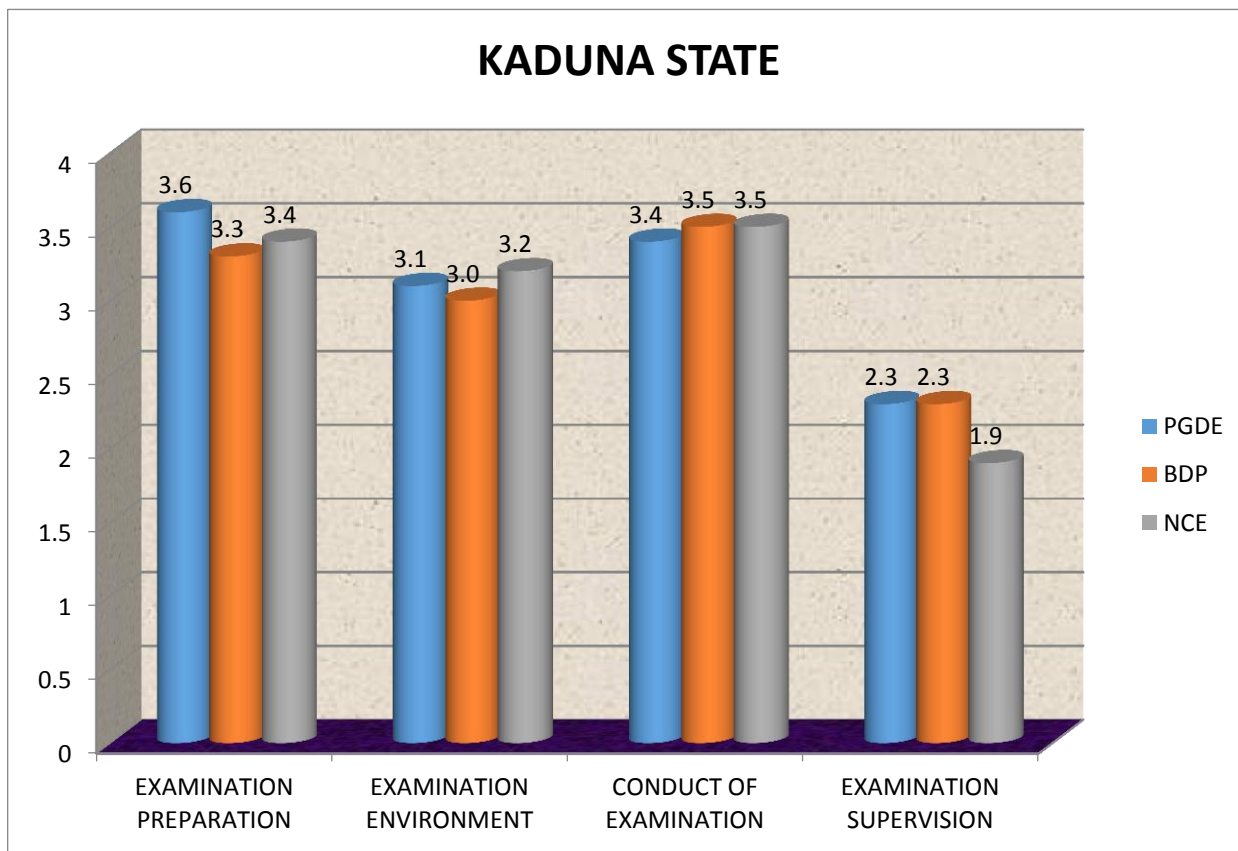
In the table 24 chart 24, the examination preparation and conduct were all at attaining standard quality while examination environment and supervision were less than 3.0 points which needed more effort to attain the set standard quality.

25. KADUNA STATE

TABLE 25

CATEGORIES	PGDE	BDP	NCE
EXAMINATION PREPARATION	3.6	3.3	3.4
EXAMINATION ENVIRONMENT	3.1	3.0	3.2
CONDUCT OF EXAMINATION	3.4	3.5	3.5
EXAMINATION SUPERVISION	2.3	2.3	1.9

CHART 25: SHOWING 2017 FIRST SEMESTER EXAMINATION KADUNA STATE



SOURCE: NTI 2017 1ST SEMESTER EXAMINATION

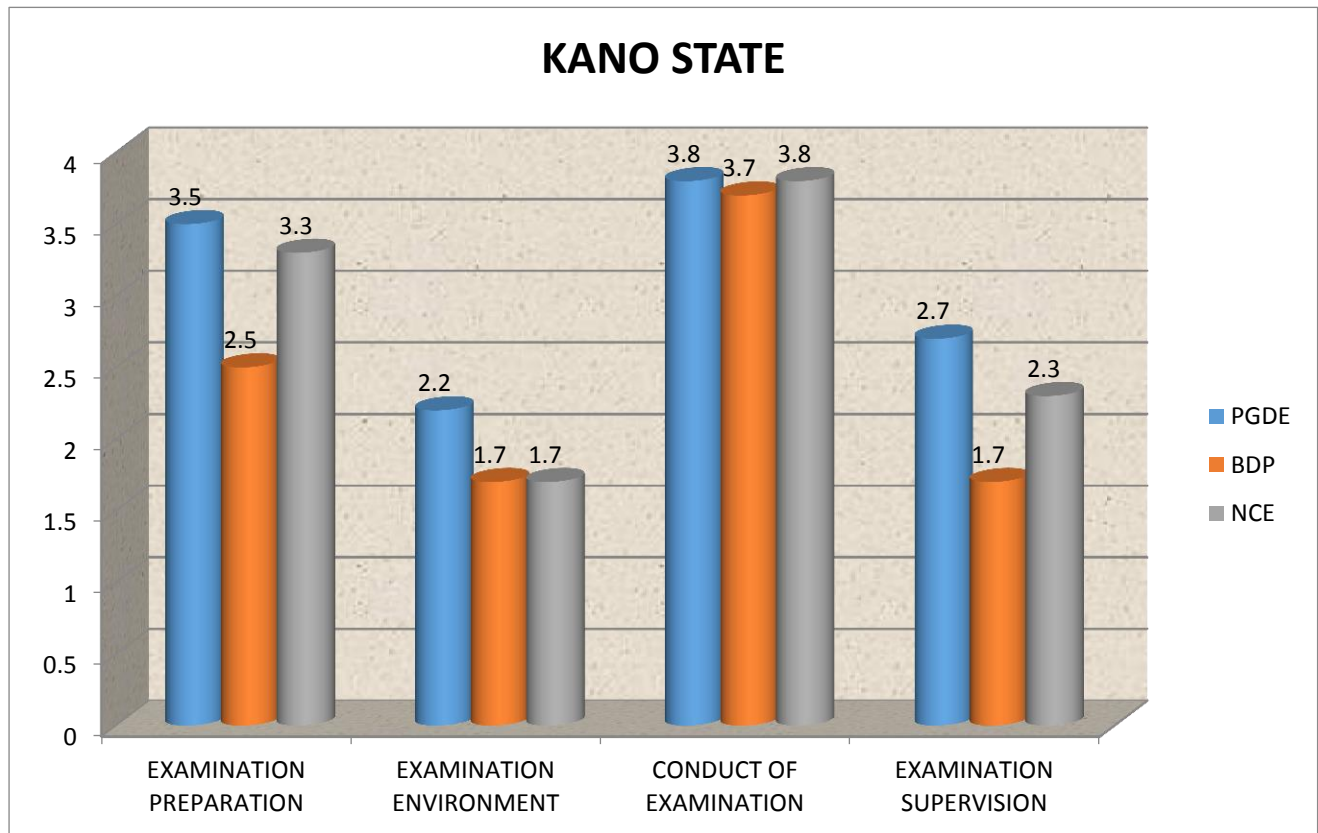
In the table 25 chart 25, the examination preparation , environment and conduct were all at attaining standard while examination supervision were less than 3.0 point which needed more effort to attain the set standard quality.

26. KANO STATE

TABLE 26

CATEGORIES	PGDE	BDP	NCE
EXAMINATION PREPARATION	3.5	2.5	3.3
EXAMINATION ENVIRONMENT	2.2	1.7	1.7
CONDUCT OF EXAMINATION	3.8	3.7	3.8
EXAMINATION SUPERVISION	2.7	1.7	2.3

CHART 26: SHOWING 2017 FIRST SEMESTER EXAMINATION KANO STATE



SOURCE: NTI 2017 1ST SEMESTER EXAMINATION

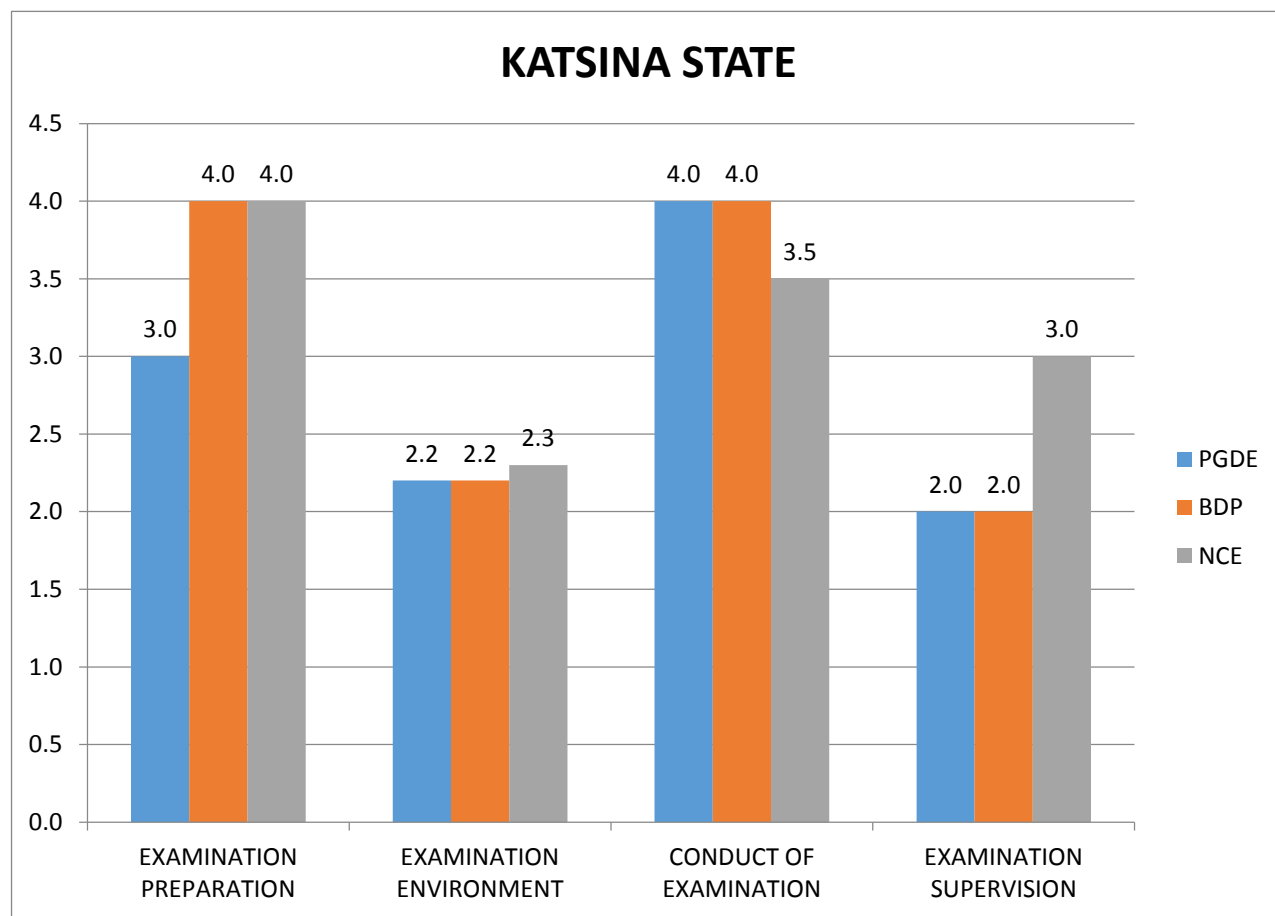
In the table 26 chart 26, the examination conduct in all the programmes, preparation in PGDE and NCE were all at attaining standard quality. While examination environment, supervision and preparation in BDP need more effort to meet up the quality standard.

27. KATSINA STATE

TABLE 27

CATEGORIES	PGDE	BDP	NCE
EXAMINATION PREPARATION	3.0	4.0	4.0
EXAMINATION ENVIRONMENT	2.2	2.2	2.3
CONDUCT OF EXAMINATION	4.0	4.0	3.5
EXAMINATION SUPERVISION	2.0	2.0	3.0

CHART 27: SHOWING 2017 FIRST SEMESTER EXAMINATION KATSINA STATE



SOURCE: NTI 2017 1ST SEMESTER EXAMINATION

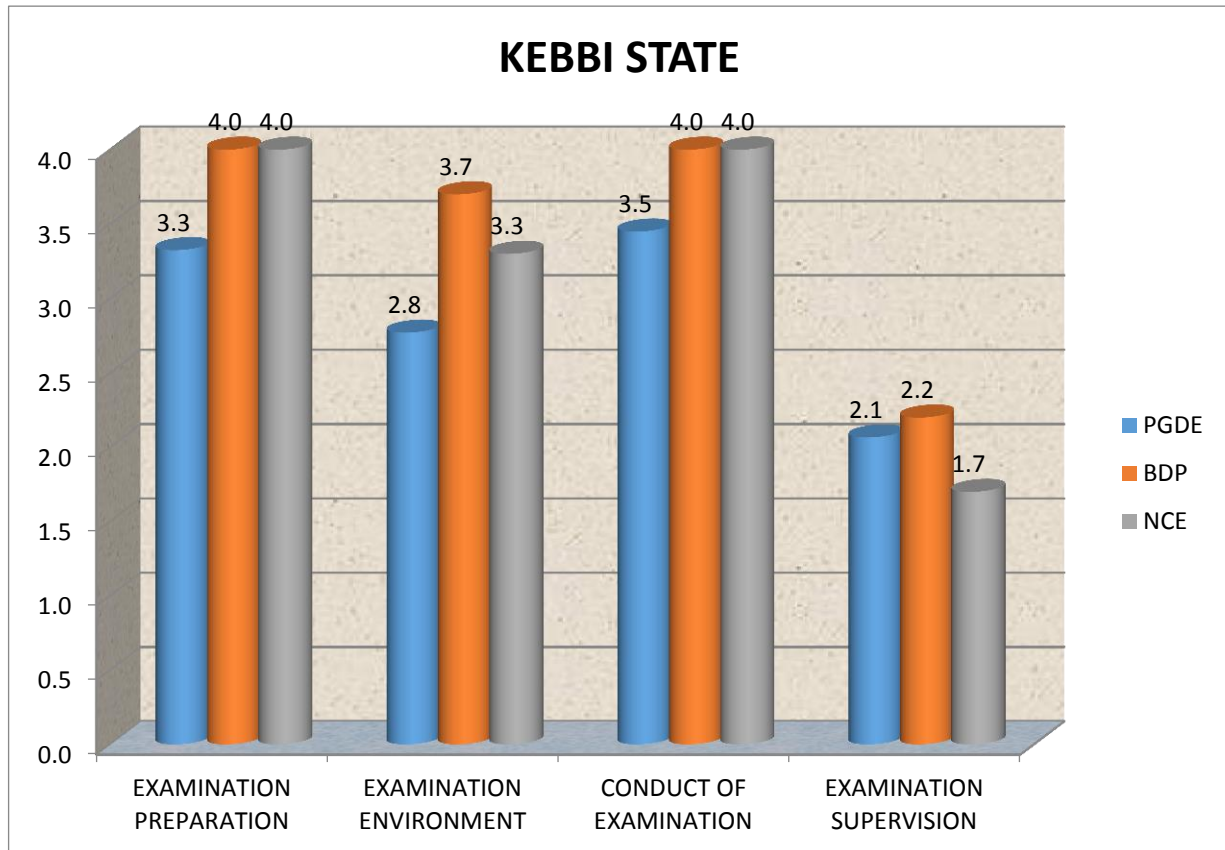
In the table 27 chart 27, the examination supervision in NCE, examination preparation and conduct in all the programmes were all at attaining standard while examination supervision in PGDE, BDP and examination environment needed more effort to attain the set standard quality.

28. KEBBI STATE

TABLE 28

CATEGORIES	PGDE	BDP	NCE
EXAMINATION PREPARATION	3.3	4.0	4.0
EXAMINATION ENVIRONMENT	2.8	3.7	3.3
CONDUCT OF EXAMINATION	3.5	4.0	4.0
EXAMINATION SUPERVISION	2.1	2.2	1.7

CHART 28: SHOWING 2017 FIRST SEMESTER EXAMINATION, KEBBI STATE



SOURCE: NTI 2017 1ST SEMESTER EXAMINATION

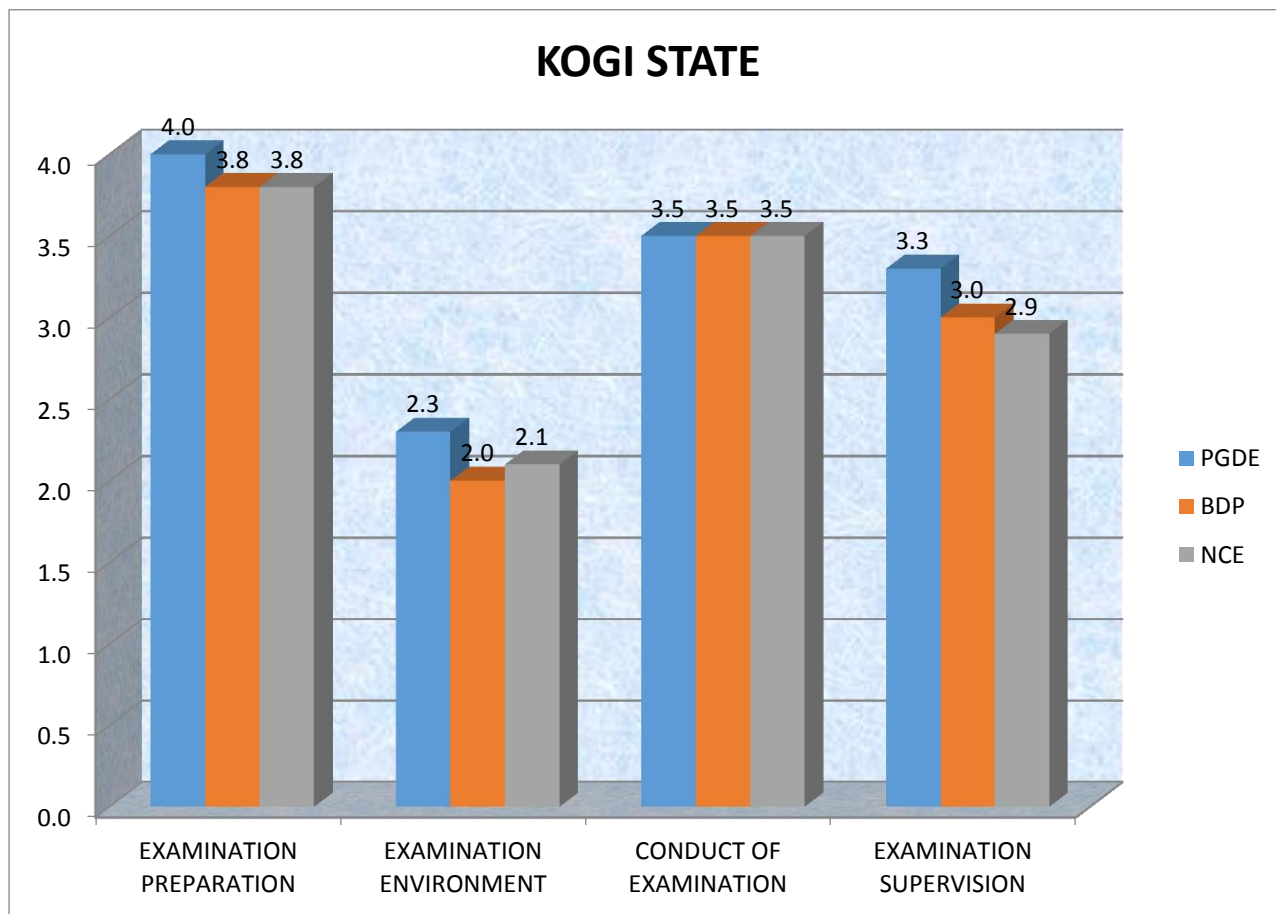
In the table 28 chart 28, the examination preparation, conduct and environment in BDP and NCE were at attaining standard quality while examination supervision and environment in PGDE need more effort to meet up quality standard.

29. KOGI STATE

TABLE 29

CATEGORIES	PGDE	BDP	NCE
EXAMINATION PREPARATION	4.0	3.8	3.8
EXAMINATION ENVIRONMENT	2.3	2.0	2.1
CONDUCT OF EXAMINATION	3.5	3.5	3.5
EXAMINATION SUPERVISION	3.3	3.0	2.9

BAR CHART29: SHOWING 2017 FIRST SEMESTER EXAMINATION KOGI STATE



SOURCE: NTI 2017 FIRST SEMESTER EXAMINATION FIELD WORK

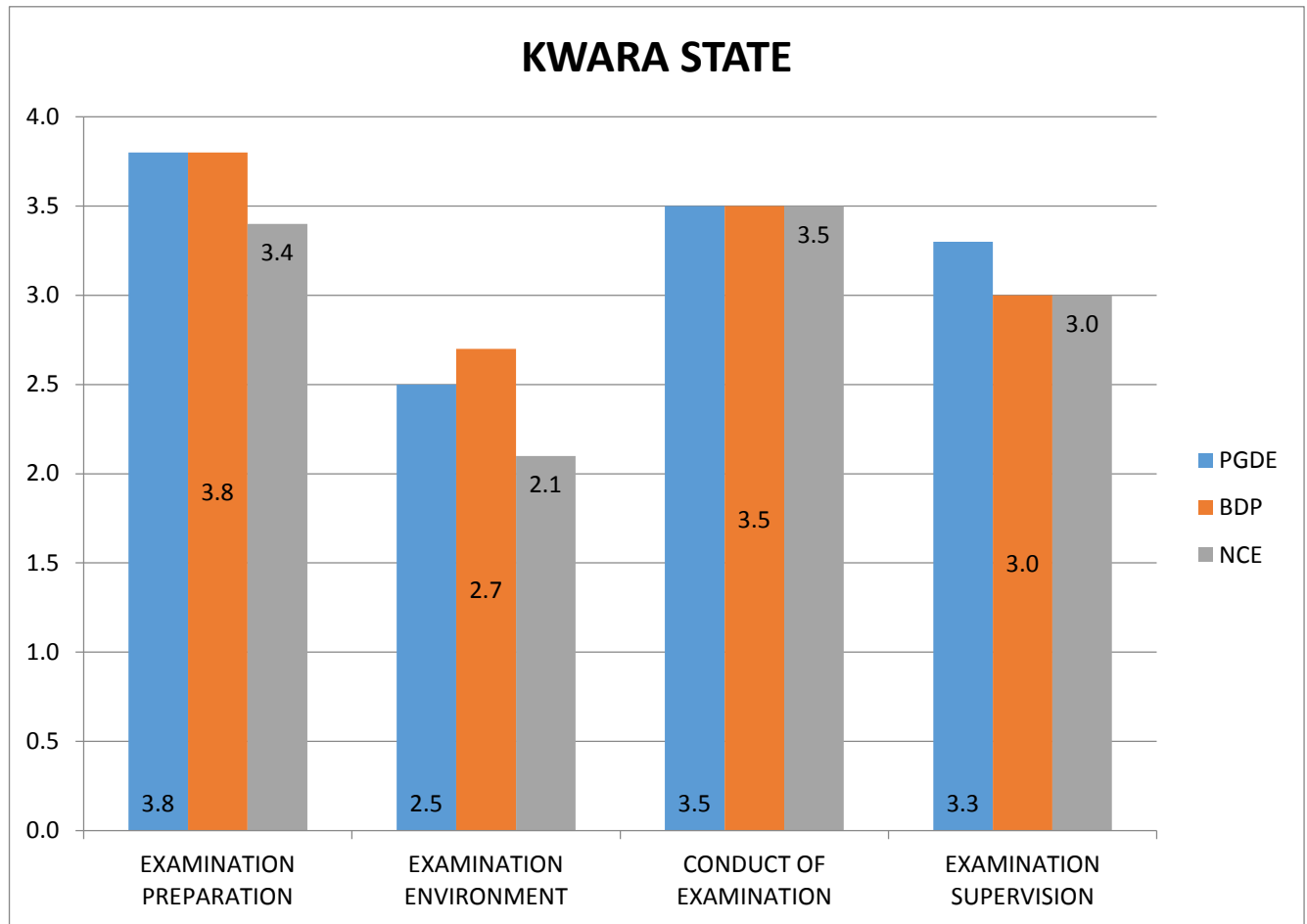
In table 29 chart 29, examination preparation, conduct of examination and examination supervision are above 3 points which means attaining standard of quality in all the programmes, while examination environment in all programmes need to meet up the quality standard.

30. KWARA STATE

TABLE 30

CATEGORIES	PGDE	BDP	NCE
EXAMINATION PREPARATION	3.8	3.8	3.4
EXAMINATION ENVIRONMENT	2.5	2.7	2.1
CONDUCT OF EXAMINATION	3.5	3.5	3.5
EXAMINATION SUPERVISION	3.3	3.0	3.0

BAR CHART 30: SHOWING 2017 FIRST SEMESTER EXAMINATION KWARA STATE



SOURCE: NTI 2017 FIRST SEMESTER EXAMINATION FIELD WORK

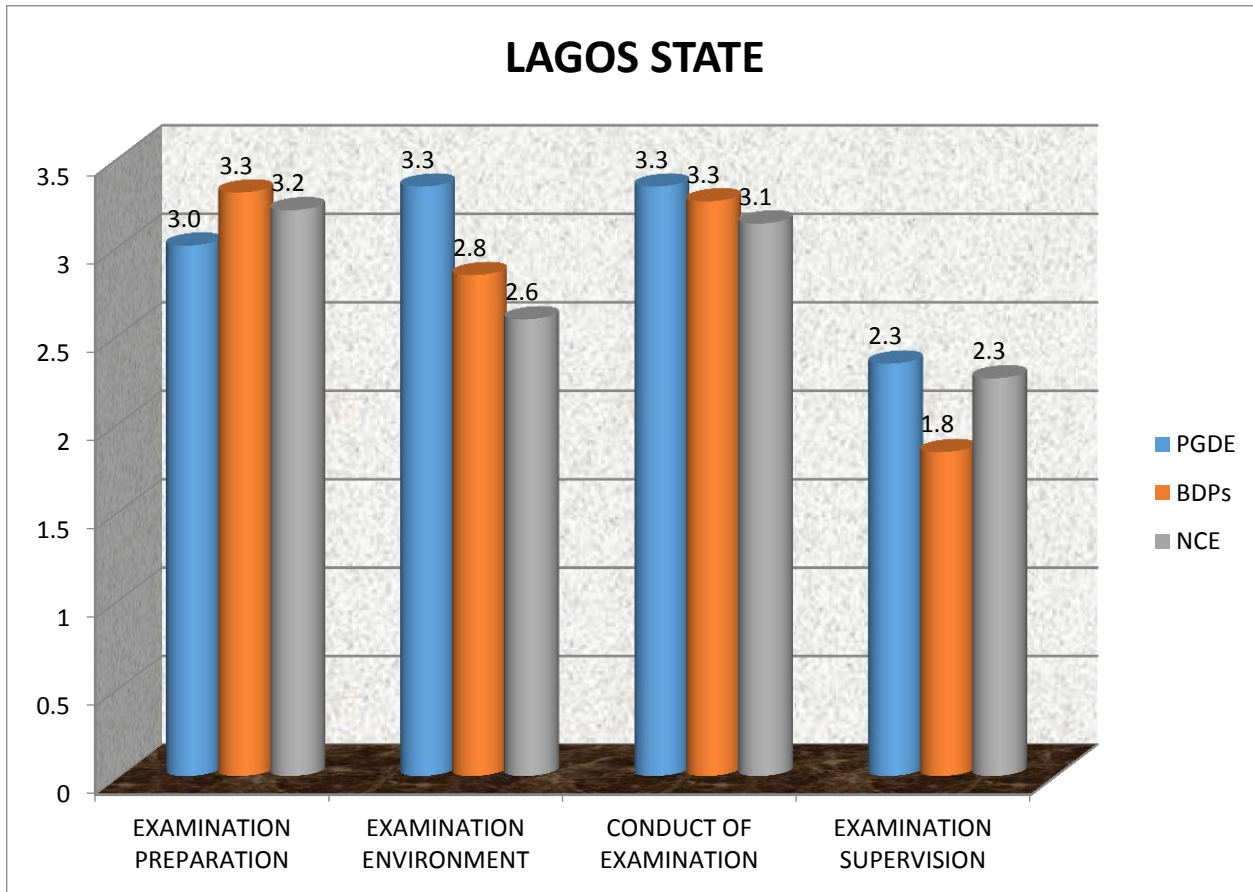
In table 30 chart 30, preparation, conduct and supervision of examination were at the attaining standard of quality while, examination environment in all the programmes need more effort to meet up the standard quality.

31. LAGOS STATE

TABLE 31

CATEGORIES	PGDE	BDPs	NCE
EXAMINATION PREPARATION	3.0	3.3	3.2
EXAMINATION ENVIRONMENT	3.3	2.8	2.6
CONDUCT OF EXAMINATION	3.3	3.3	3.1
EXAMINATION SUPERVISION	2.3	1.8	2.3

CHART 31: SHOWING 2017 FIRST SEMESTER EXAMINATION LAGOS STATE



SOURCE: NTI 2017 1ST SEMESTER EXAMINATION

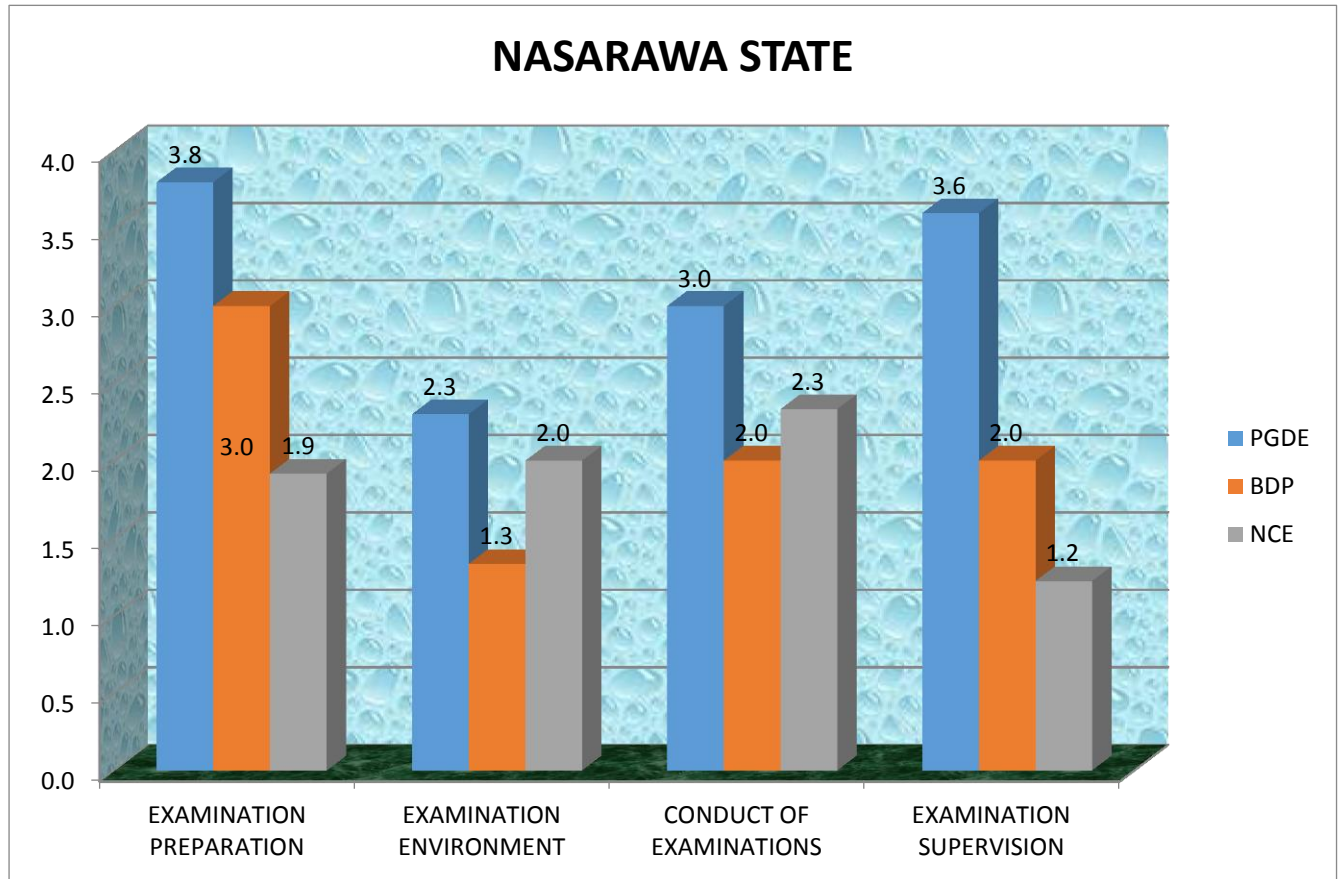
The table 31 chart 31, examination preparation, examination conduct and environment in PGDE were at attaining quality standard while, examination supervision for all the programmes and environment in BDP and NCE needs more effort to meet up the quality standard.

32. NASSARAWA STATE

TABLE 32

CATEGORIES	PGDE	BDP	NCE
EXAMINATION PREPARATION	3.8	3.0	1.9
EXAMINATION ENVIRONMENT	2.3	1.3	2.0
CONDUCT OF EXAMINATIONS	3.0	2.0	2.3
EXAMINATION SUPERVISION	3.6	2.0	1.2

BAR CHART 32: SHOWING 2017 FIRST SEMESTER EXAMINATION, NASARAWA STATE



SOURCE: NTI 2017 FIRST SEMESTER EXAMINATION FIELD WORK

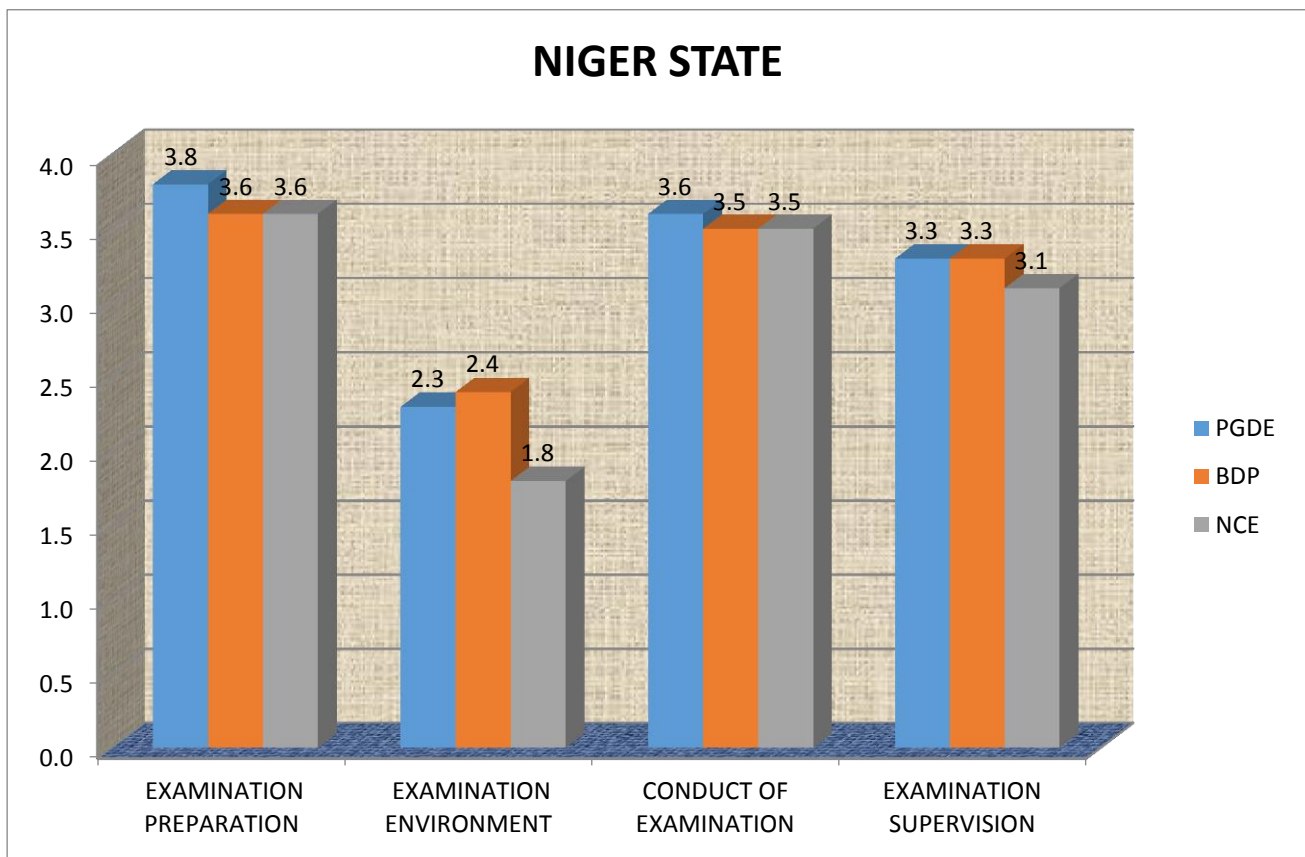
In table 32 chart 32, Examination preparation in PGDE and BDP, examination conduct and supervision in PGDE were at attaining quality standard while environment in all programme, conduct and supervision in BDP and NCE need more effort to meet up the quality standard.

33. NIGER STATE

TABLE 33

CATEGORIES	PGDE	BDP	NCE
EXAMINATION PREPARATION	3.8	3.6	3.6
EXAMINATION ENVIRONMENT	2.3	2.4	1.8
CONDUCT OF EXAMINATION	3.6	3.5	3.5
EXAMINATION SUPERVISION	3.3	3.3	3.1

BAR CHART 33: SHOWING 2017 FIRST SEMESTER EXAMINATION NIGER STATE



SOURCE: NTI 2017 FIRST SEMESTER EXAMINATION FIELD WORK

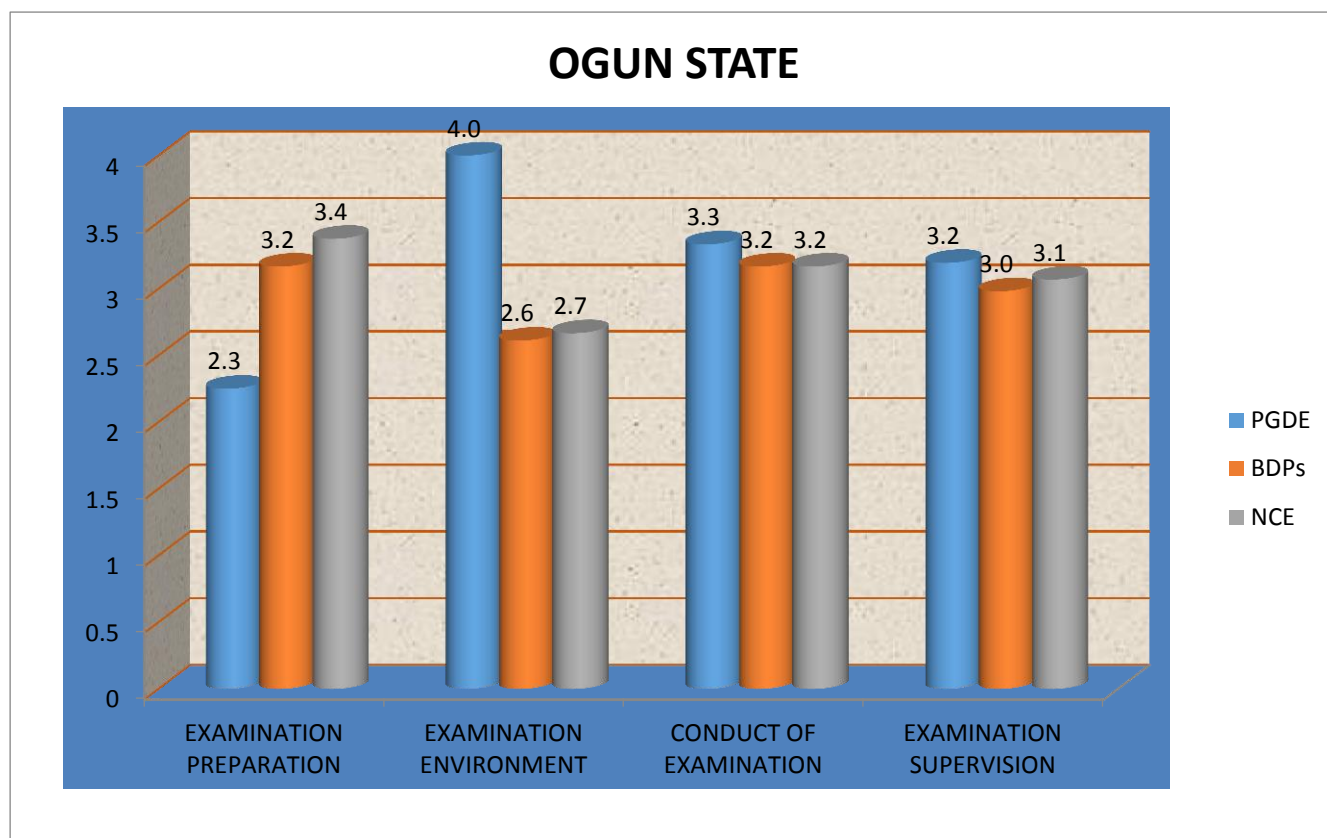
In table 33 chart 33, examination preparation, conduct and supervision were at the attaining standard of quality while examination environment in all the programmes need more effort to meet the standard quality.

34. OGUN STATE

TABLE 34

CATEGORIES	PGDE	BDPs	NCE
EXAMINATION PREPARATION	2.3	3.2	3.4
EXAMINATION ENVIRONMENT	4.0	2.6	2.7
CONDUCT OF EXAMINATION	3.3	3.2	3.2
EXAMINATION SUPERVISION	3.2	3.0	3.1

CHART 34: SHOWING 2017 FIRST SEMESTER EXAMINATION OGUN STATE



SOURCE: NTI 2017 1ST SEMESTER EXAMINATION

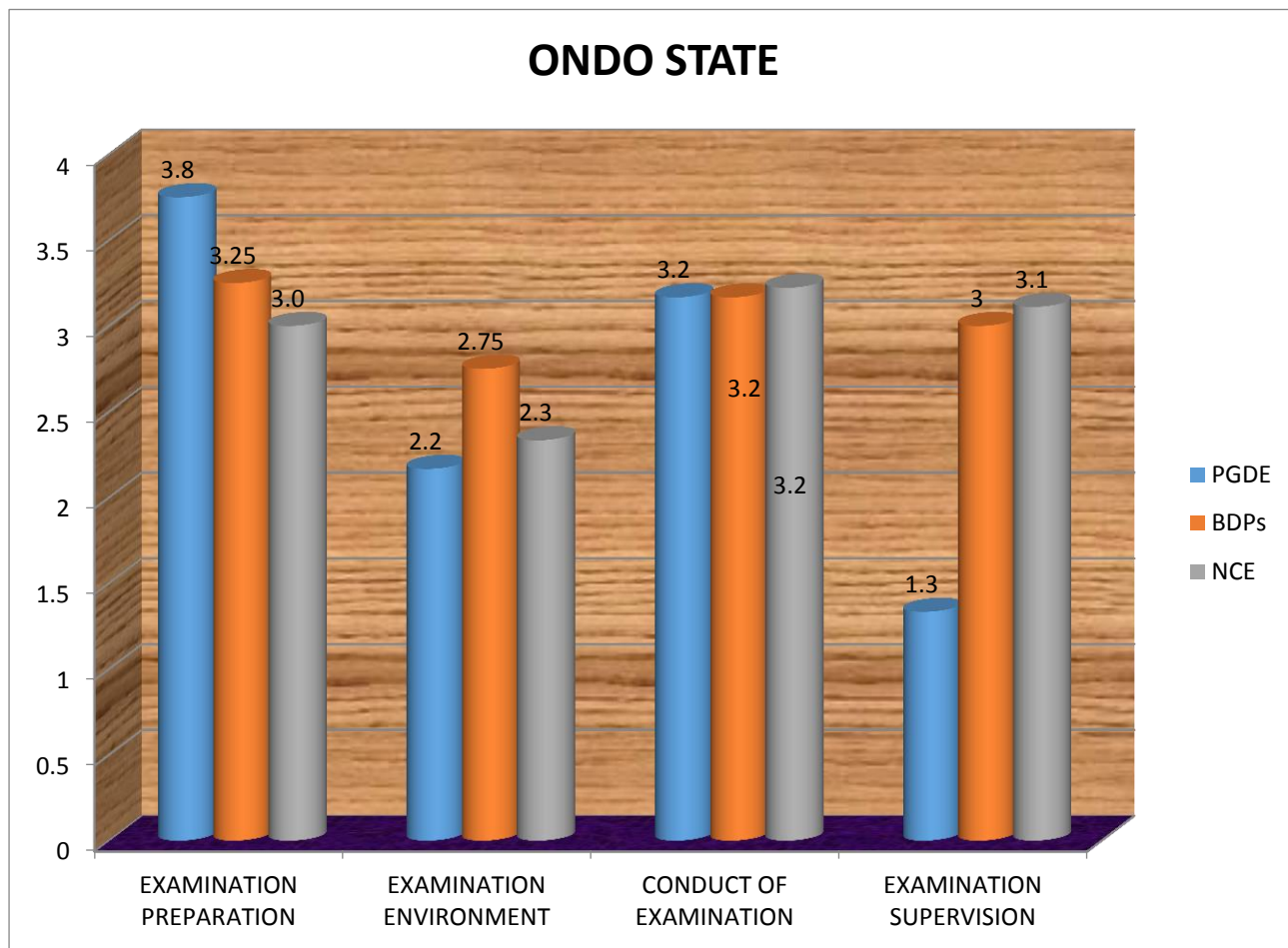
In table 34 chart 34, examination conduct, supervision, examination preparation in BDP, NCE, examination environment in PGDE were all at attaining quality standard while examination preparation in PGDE, environment in BDP and NCE need more effort to meet up quality standard.

35. ONDO STATE

TABLE 35

CATEGORIES	PGDE	BDPs	NCE
EXAMINATION PREPARATION	3.8	3.3	3.0
EXAMINATION ENVIRONMENT	2.2	2.8	2.3
CONDUCT OF EXAMINATION	3.2	3.2	3.2
EXAMINATION SUPERVISION	1.3	3.0	3.1

CHART 35: SHOWING 2017 FIRST SEMESTER EXAMINATION ONDO STATE



SOURCE: NTI 2017 1ST SEMESTER EXAMINATION

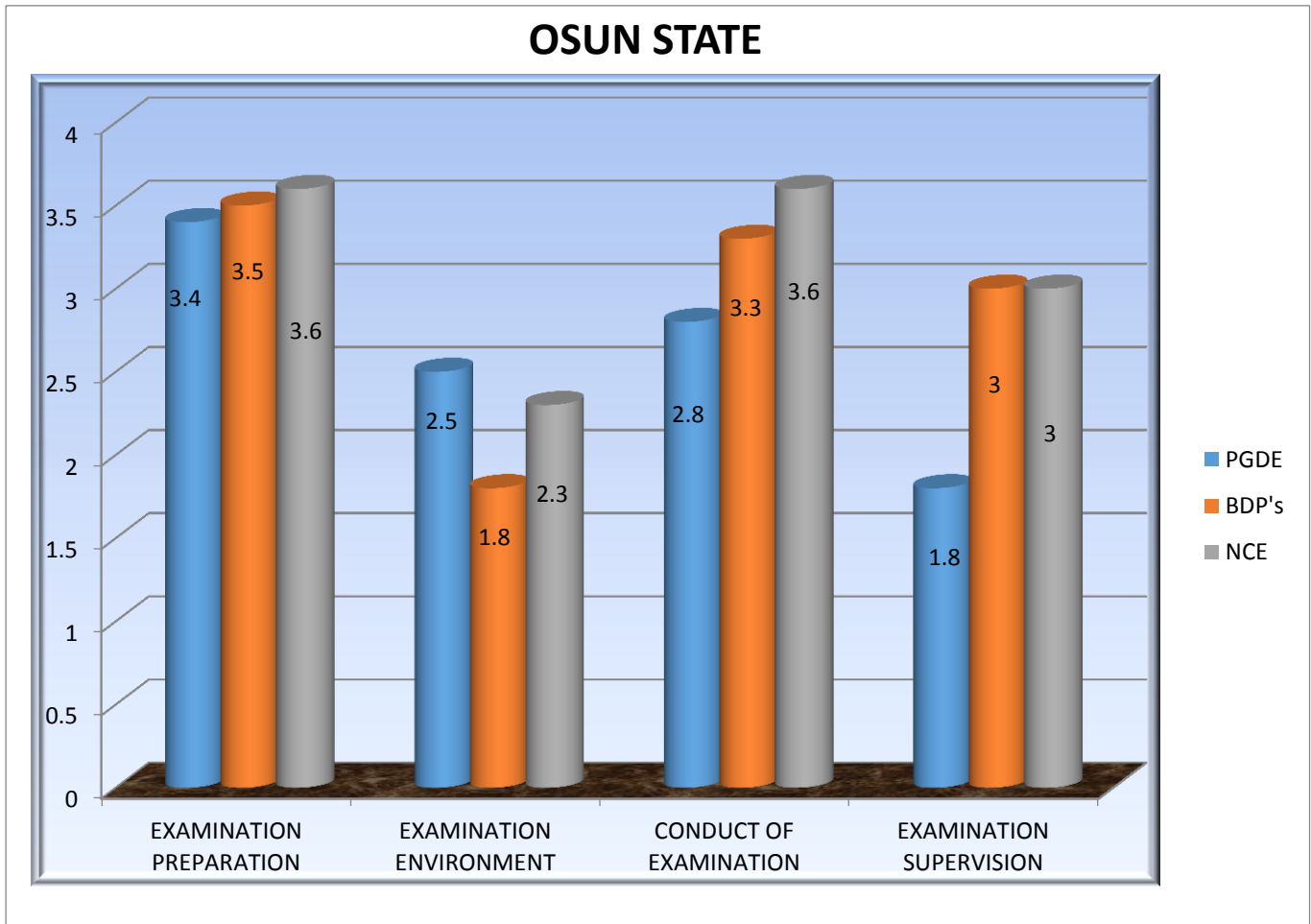
In table 35 chart 35, examination preparation, conduct and supervision in BDP and NCE were at attaining quality standard with examination supervision in PGDE and examination environment for all the programmes needs effort to attain the quality standard.

36. OSUN STATE

TABLE 36

CATEGORIES	PGDE	BDP's	NCE
EXAMINATION PREPARATION	3.4	3.5	3.6
EXAMINATION ENVIRONMENT	2.5	1.8	2.3
CONDUCT OF EXAMINATION	2.8	3.3	3.6
EXAMINATION SUPERVISION	1.8	3.0	3.0

CHART 36: SHOWING 2017 FIRST SEMESTER EXAMINATION OSUN STATE



SOURCE: NTI 2017 1ST SEMESTER EXAMINATION

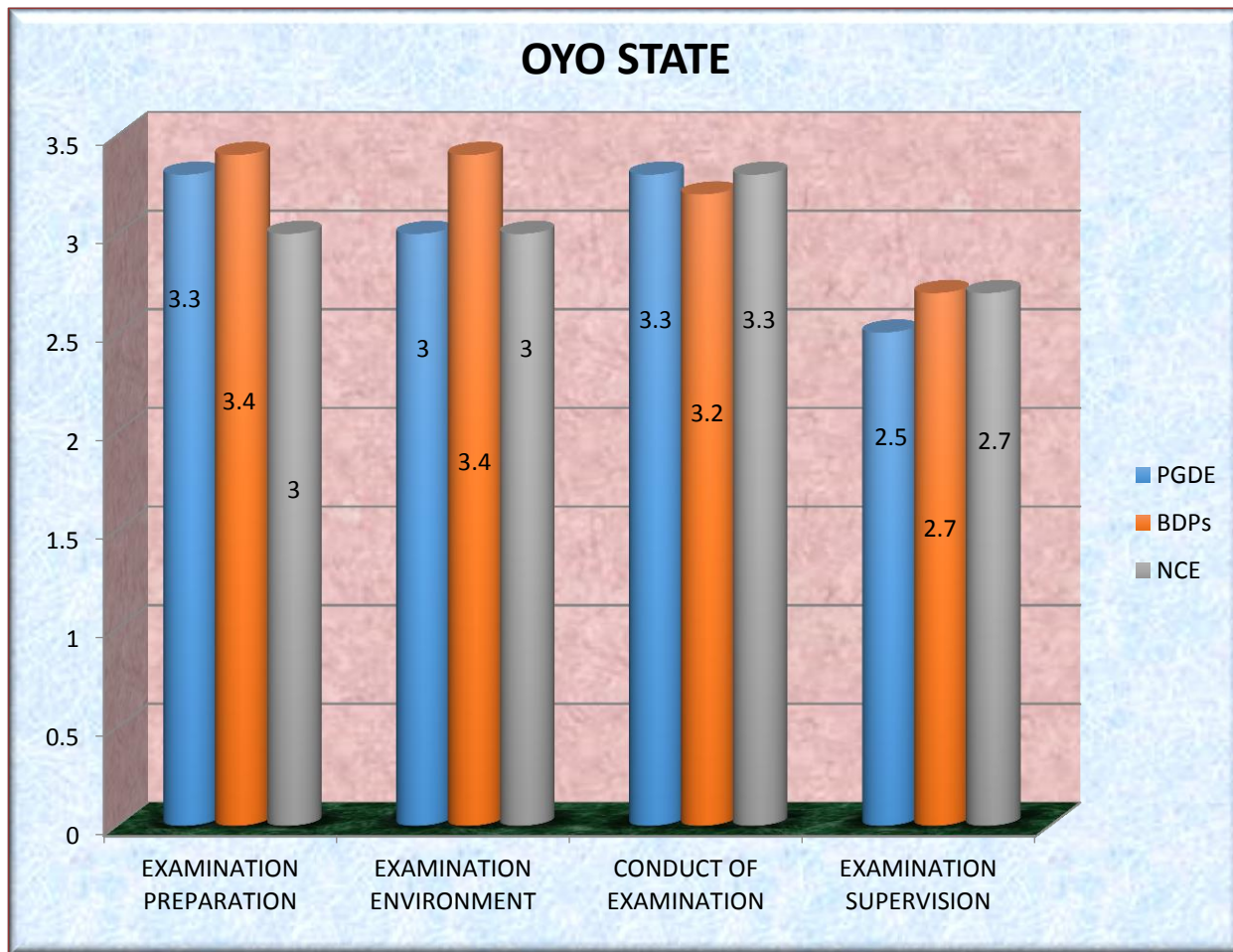
In table 36 chart 36, the Examination Preparation, Conduct and Supervision in BDP and NCE were at attaining level while examination conduct in PGDE, examination environment needs effort to accomplish the quality standard.

37. OYO STATE

TABLE 37:

CATEGORIES	PGDE	BDPs	NCE
EXAMINATION PREPARATION	3.3	3.4	3.0
EXAMINATION ENVIRONMENT	3.0	3.4	3.0
CONDUCT OF EXAMINATION	3.3	3.2	3.3
EXAMINATION SUPERVISION	2.5	2.7	2.7

CHART 37: SHOWING 2017 FIRST SEMESTER EXAMINATION OYO STATE



SOURCE: NTI 2017 FIRST SEMESTER EXAMINATION

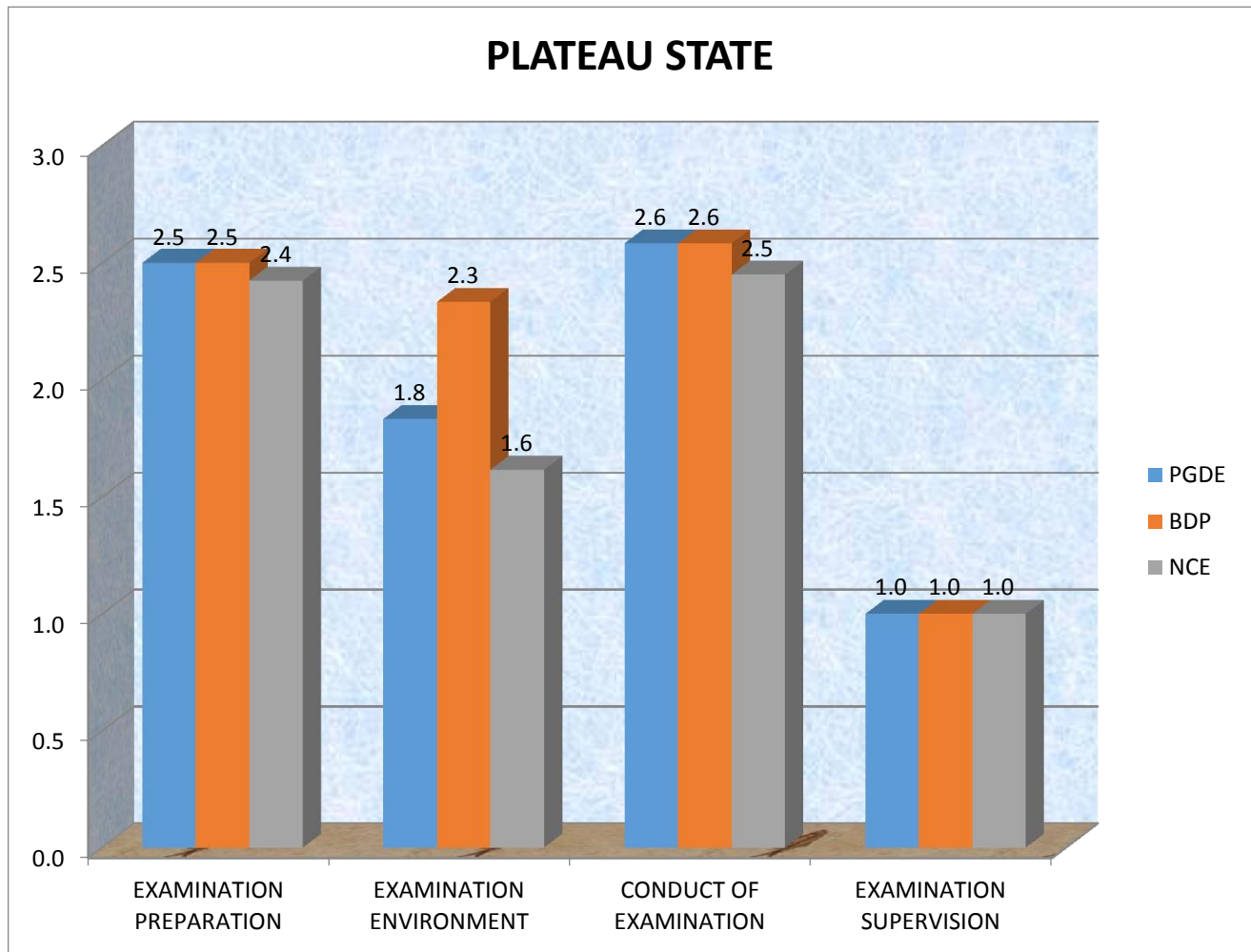
In table 37 chart 37, Examination Preparation, Environment and conduct in all the programmes reached the mean score of standard quality while examination supervision for all the programmes needs effort to attain the standard quality.

38. PLATEAU STATE

TABLE 38

CATEGORIES	PGDE	BDP	NCE
EXAMINATION PREPARATION	2.5	2.5	2.4
EXAMINATION ENVIRONMENT	1.8	2.3	1.6
CONDUCT OF EXAMINATION	2.6	2.6	2.5
EXAMINATION SUPERVISION	1.0	1.0	1.0

BAR CHART 38: SHOWING 2017 FIRST SEMESTER EXAMINATION PLATEAU STATE



SOURCE: NTI 2017 FIRST SEMESTER EXAMINATION FIELD WORK

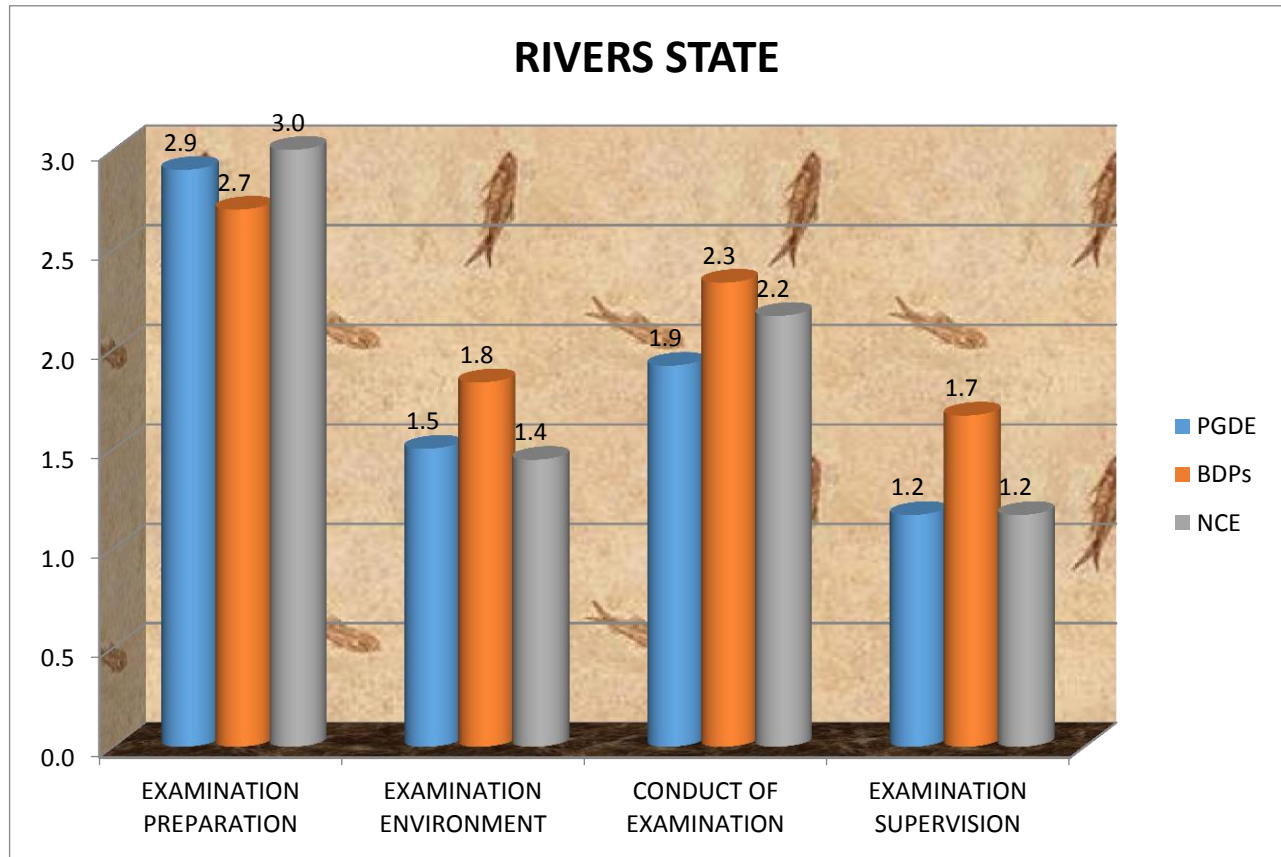
In table 38 chart 38, all category of Examination rating in the state need more effort to meet quality standard.

39. RIVERS STATE

TABLE 39

CATEGORIES	PGDE	BDPs	NCE
EXAMINATION PREPARATION	2.9	2.7	3.0
EXAMINATION ENVIRONMENT	1.5	1.8	1.4
CONDUCT OF EXAMINATION	1.9	2.3	2.2
EXAMINATION SUPERVISION	1.2	1.7	1.2

CHART 39: SHOWING 2017 FIRST SEMESTER EXAMINATION RIVERS STATE



SOURCE: NTI 2017 1ST SEMESTER EXAMINATION FIELD WORK

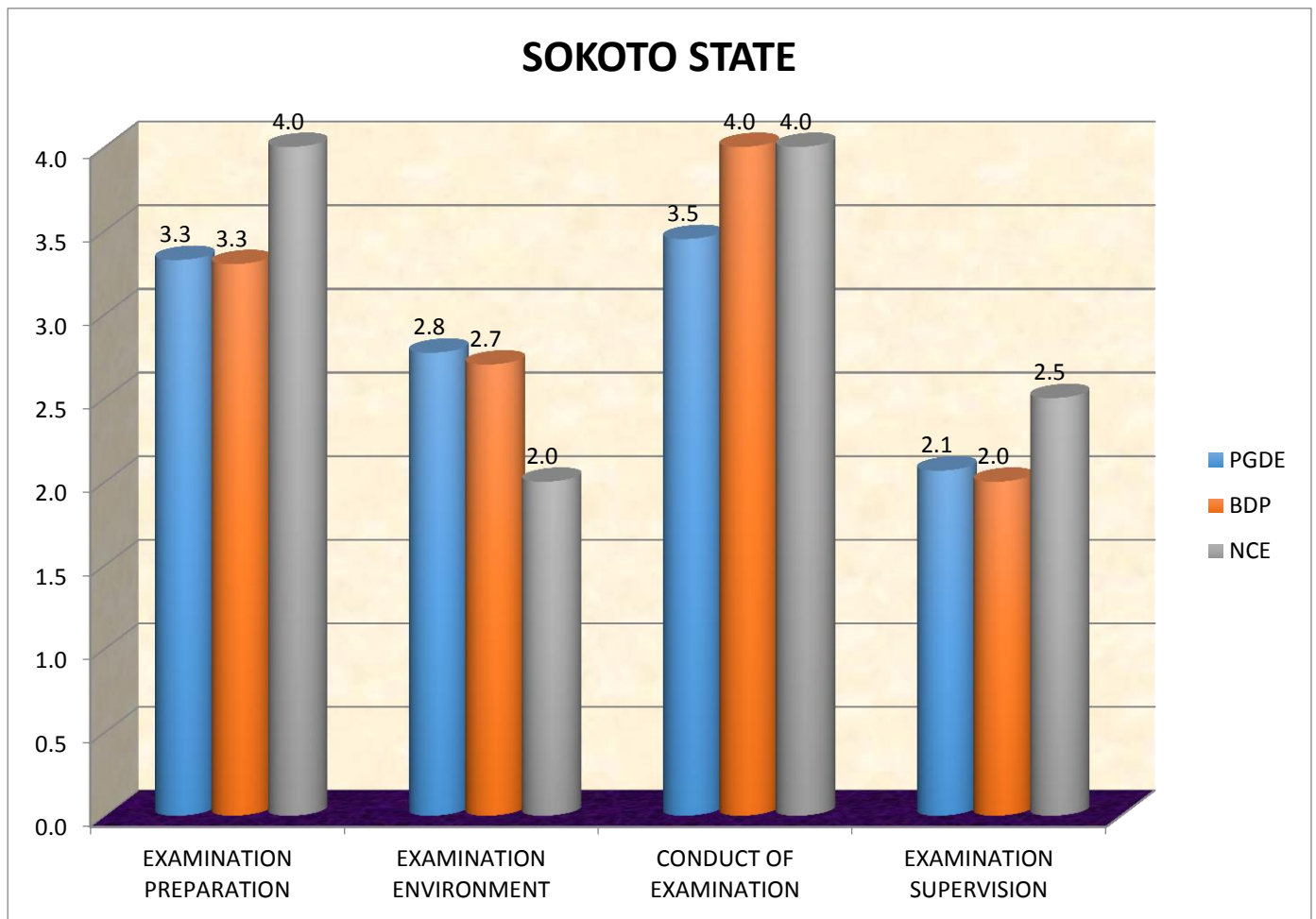
In table 39 chart 39, Examination preparation in NCE is at attaining quality standard. All other category in all the programmes need more effort to meet up quality standard.

40. SOKOTO STATE

TABLE 40

CATEGORIES	PGDE	BDP	NCE
EXAMINATION PREPARATION	3.3	3.3	4.0
EXAMINATION ENVIRONMENT	2.8	2.7	2.0
CONDUCT OF EXAMINATION	3.5	4.0	4.0
EXAMINATION SUPERVISION	2.1	2.0	2.5

CHART40: SHOWING 2017 FIRST SEMESTER EXAMINATION, SOKOTO STATE



SOURCE: NTI 2017 1ST SEMESTER EXAMINATION

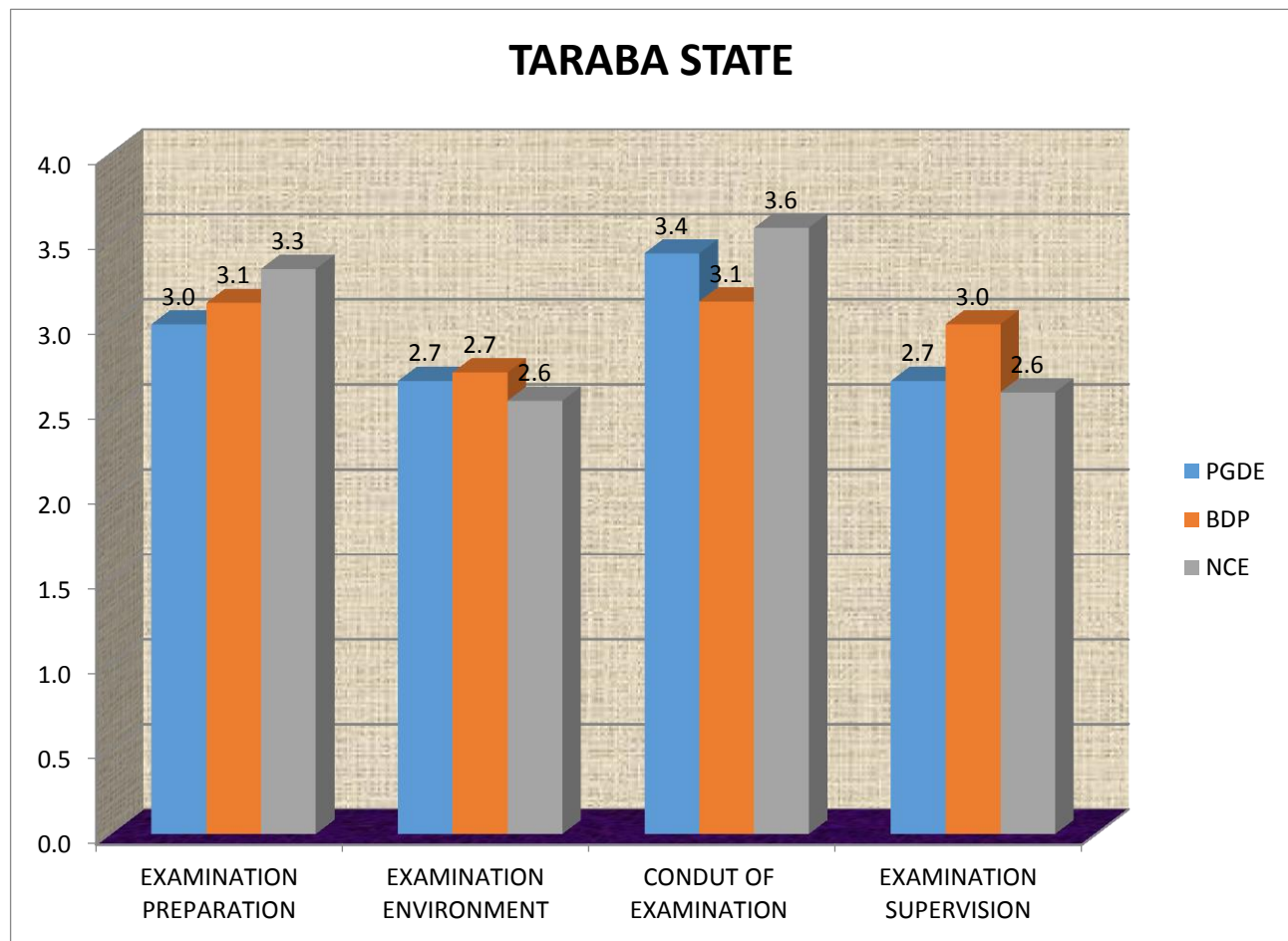
In the table 40 chart 40, the examination preparation and conduct were all attaining standard quality, while examination environment and supervision need more effort to attain the set standard quality.

41. TARABA STATE

TABLE 41

CATEGORIES	PGDE	BDP	NCE
EXAMINATION PREPARATION	3.0	3.1	3.3
EXAMINATION ENVIRONMENT	2.7	2.7	2.6
CONDUCT OF EXAMINATION	3.4	3.1	3.6
EXAMINATION SUPERVISION	2.7	3.0	2.6

CHART 41: SHOWING 2017 FIRST SEMESTER EXAMINATION BAUCHI STATE



SOURCE: NTI 2017 1ST SEMESTER EXAMINATION

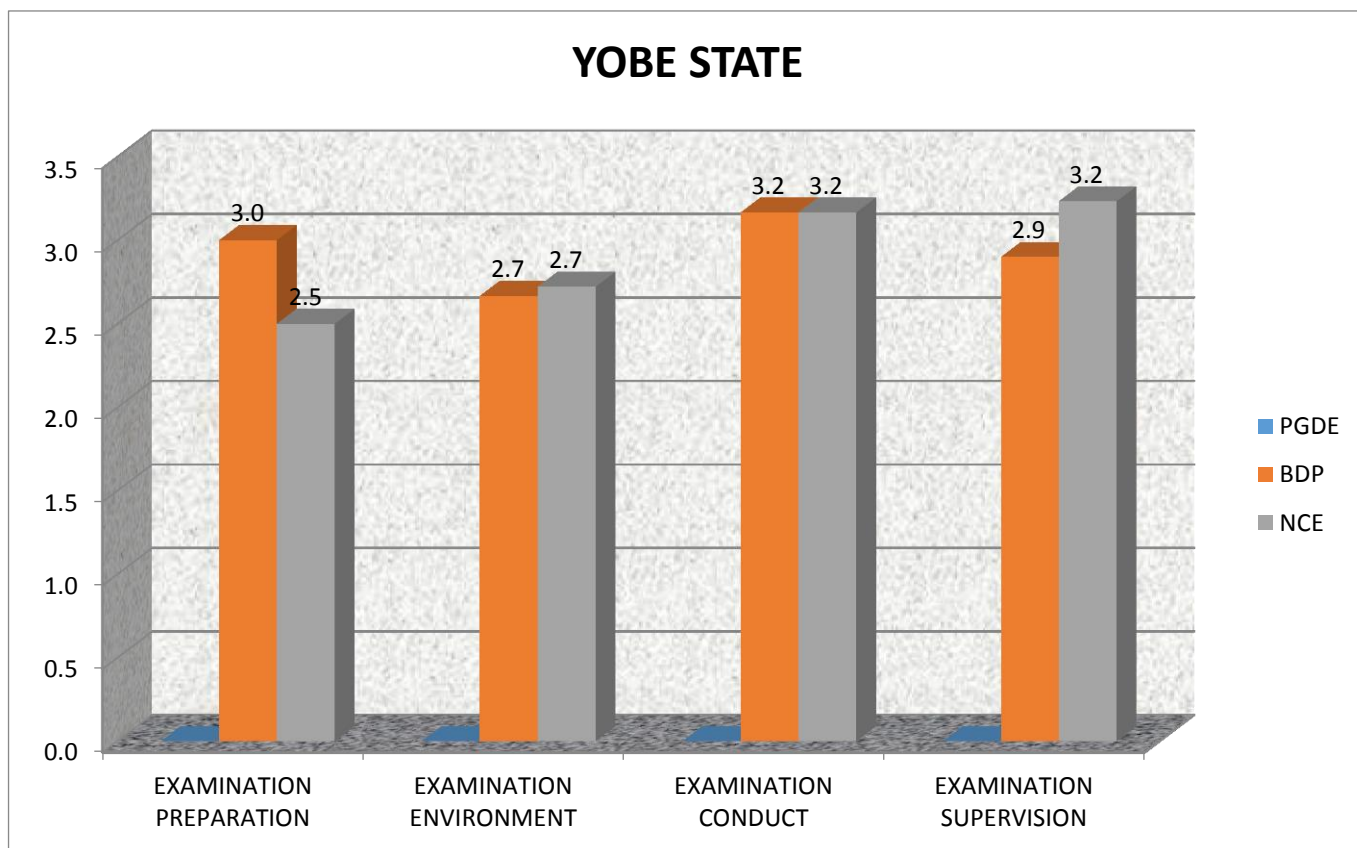
In table 41 chart 41, Examination Supervision in BDP, Examination Preparation and Examination Conduct in all programmes were at attaining rate of quality, while, Examination Environment in all the programmes and Supervision in PGDE and NCE required more effort should be put to meet up quality standard.

42. YOBE STATE

TABLE 42

CATEGORIES	PGDE	BDP	NCE
EXAMINATION PREPARATION	-	3.0	2.5
EXAMINATION ENVIRONMENT	-	2.7	2.7
EXAMINATION CONDUCT	-	3.2	3.2
EXAMINATION SUPERVISION	-	2.9	3.2

CHART 42: SHOWING 2017 FIRST SEMESTER EXAMINATION YOBE STATE



SOURCE: NTI 2017 1ST SEMESTER EXAMINATION

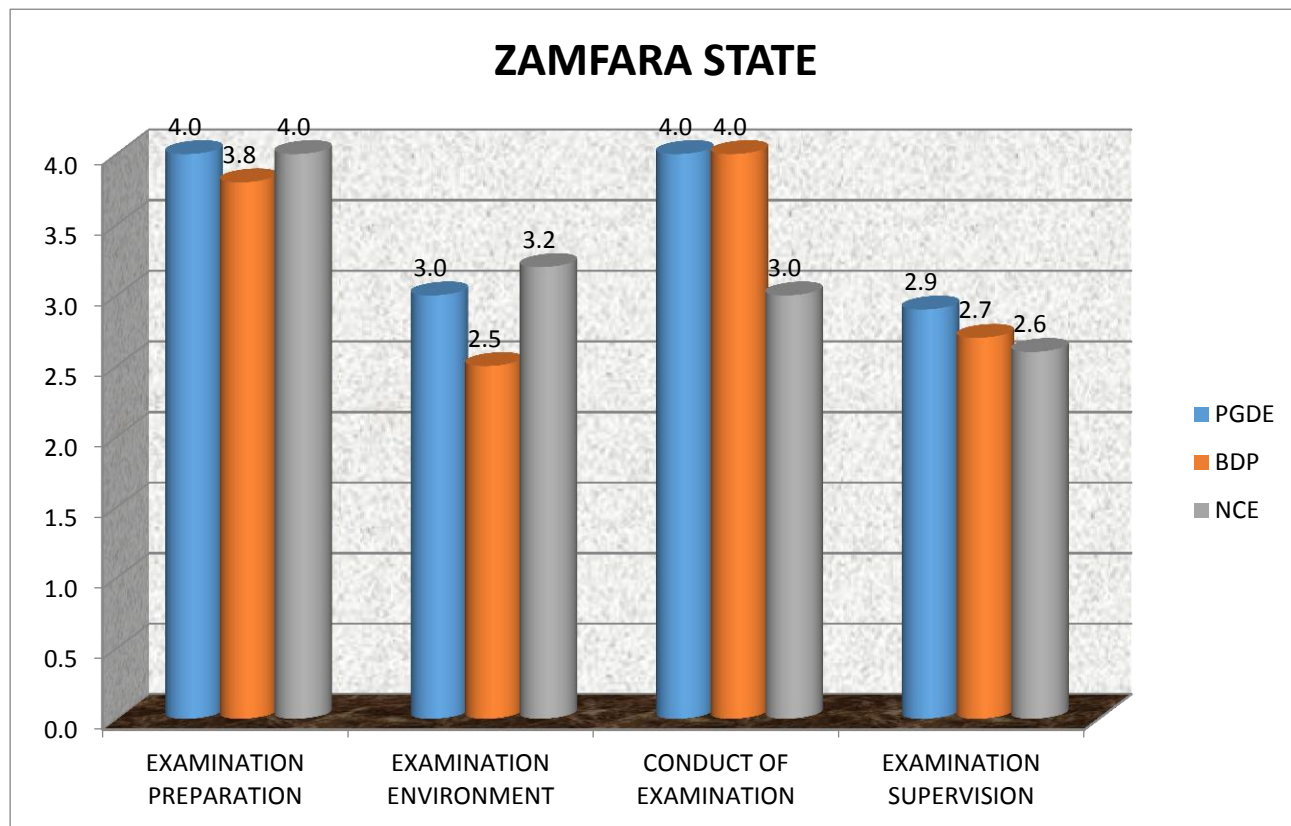
In table 42 chart 42, Examination Conduct in both BDP and NCE, while Examination Preparation in BDP and Examination Supervision in NCE were all at attaining rate of quality, while Examination Supervision in BDP and Examination Environment in BDP and NCE programmes required more effort to meet quality standard.

43. ZAMFARA STATE

TABLE 43

CATEGORIES	PGDE	BDP	NCE
EXAMINATION PREPARATION	4.0	3.8	4.0
EXAMINATION ENVIRONMENT	3.0	2.5	3.2
CONDUCT OF EXAMINATION	4.0	4.0	3.0
EXAMINATION SUPERVISION	2.9	2.7	2.6

CHART 43: SHOWING 2017 FIRST SEMESTER EXAMINATION ZAMFARA STATE



SOURCE: NTI 2017 1ST SEMESTER EXAMINATION

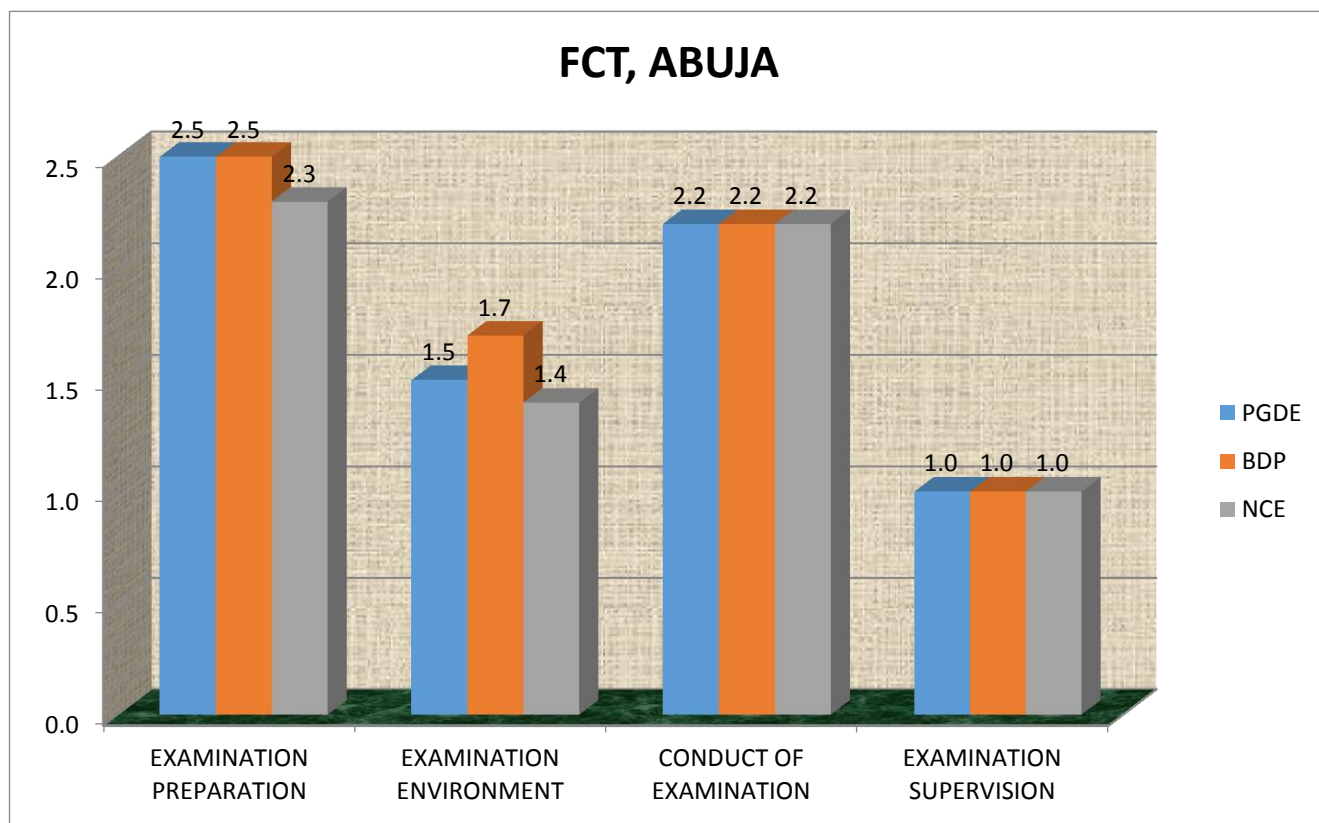
In the table 43 chart 43, examination preparation, environment in PGDE, NCE and conduct of examination were all attaining standard while examination supervision in all programmes, examination environment in BDP needs more effort to attain the set standard quality

44. FCT, ABUJA

TABLE 44

CATEGORIES	PGDE	BDP	NCE
EXAMINATION PREPARATION	2.5	2.5	2.3
EXAMINATION ENVIRONMENT	1.5	1.7	1.4
CONDUCT OF EXAMINATION	2.2	2.2	2.2
EXAMINATION SUPERVISION	1.0	1.0	1.0

BAR CHART 44: SHOWING 2017 FIRST SEMESTER EXAMINATION FCT



SOURCE: NTI 2017 FIRST SEMESTER EXAMINATION FIELD WORK

In table 44 and chart 44, Examination in all the Institute programmes in FCT is a challenge and need serious management attention; all the criteria's for the examination need more to meet quality standard.

HIGHLIGHTS OF PROBLEMS SUGGESTED BY PARTICIPANTS IN THE EXAMINATIONS

S/N	CHALLENGES	RECOMMENDATIONS	ACTION BY & TIME FRAME
1.	Portal problems, late registrations and late payment of teachers' salary. Holy Rossy Idah, Kogi State; GCSS Dukku, Gombe State; Rivers State, Edo State; etc	The problem of NTI portal should be addressed properly to allow for free access during application and registration respectively, provision of e-wallet to assist students in early registration and display of results on each student window. There should be specific period for the opening and closure of portal.	Quality Assurance & ICT Department. Before 25 th of November, 2017
2.	Lack of course materials such as EDU, PES and GSE, while in some cases the books are short in supply – Oyemekun G.S, Akwe in Centre in Ondo State, G.S.S. Gombi Centre in Adamawa State, etc	Soft copies of all course materials should be uploaded online.	Quality Assurance & ICT Department. Before 21 st of November, 2017
3.	Late payments of facilitators honorarium, T.P/Projects, poor payment of Invigilators allowances and centre incentives G.S.S. Gombi Centre in Adamawa State, etc.	Prompt payment of Facilitators honoraria, T.P/Projects allowances and increase in the Invigilators allowances at the end of each semester and centre incentives at the end of each quarter.	Bursary Department should settle all payment on timely basis. Before 25 th of November, 2017
4.	Delay in releasing of results both regular and carryover as in BDGS Yenagoa, By Cot Brass Bayelsa State; Non Graduation for 2015, 2016 and now 2017.	Abide by the scheduled work plan for the release of results.	Examinations Department and Academic Records Office should process the results. Before 25 th November, 2017
5.	In terms of admission, some	Adherence to admission	Academic

<p>students were admitted for BDP 100 level instead of 200 level and PTPP admitted into NCE II were later demoted to NCE I e.g. COE Isolo, Lagos State.</p>	<p>policy.</p>	<p>Records Office. Before the commencement of next admission exercise. Before 25th November, 2017.</p>
<p>6. No centre Desk Officer (CDO) in some centres.</p>	<p>Staff should be posted to centres without desk officers.</p>	<p>FOSS department. Before 25th November, 2017.</p>
<p>7. Some staff posted for exams monitoring did not report until after a week, e.g. GSS Lafia, Nasarawa State, (Hajia Zainab Jabdo Hqt staff).</p>	<p>Staff should endeavour to report at their state of posting as at when due.</p>	<p>Director, Exams should discourage the nomination of such staff. Before 25th November, 2017.</p>
<p>8. Dilapidated structures, inadequate infrastructure and the use of old NTI logo at some centres e.g. Takum, Taraba State, Lapai Agae, Niger, etc.</p>	<p>Coordinators should liaise with stakeholders in selecting suitable and conducive centres and new NTI Logo should be displayed.</p>	<p>Director, FOSS Department. Before 25th November, 2017.</p>
<p>9. Examination Malpractice as in GDSS Bwari, GSS Nyanya, FCT, Rimi College, Kaduna State.</p>	<p>Writing on question papers should be prohibited and the use of phones should be strictly forbidden. Candidates caught with examination misconduct must be directed to write their statement on the matter to be attached to the script and report of the Study Center Officer as evidence.</p>	<p>Director, Examinations should take stiff measures in converting issues on exams malpractice. Before 25th November, 2017.</p>
<p>10. Absent was recorded to some students on all there courses where they have duly registered and some did not PHE 315 & PHE 317 but carryovers were recorded against their names that happen at</p>	<p>The result of those students should be rectified.</p>	<p>Examinations and Academic Services Departments should process the results.</p>

A.U.D College Of Education,Isolo
(B.Ed) centre Lagos state.

Before 25th
November,
2017.
Before 25th
November,
2017.

S/N	CHALLENGES	RECOMMENDATIONS
11.	The Examination Centres Number were not properly managed e.g. Damsa centre in Adamawa State, Abuja, etc.	Over populated centres should be split.
12.	The State Office staff were not forthcoming in resolving the students complaints	State office staff needs sensitization on how to handle students complain.
13.	Students with omission of names/wrongly spelt names on the Admission letter and the M&A – nationwide.	Coordinators should compile all omitted/misspelt names and send to Headquarters for corrections.

FOSS and Quality Assurance and ICT departments.
Before 25th November, 2017.

Examinations and Academic Services Departments should process all outstanding issues forwarded to them.
Before 25th November, 2017.


Registry - ARO.
Before 25th November, 2017.

14.	Most of the State Offices staff were not motivated during the conduct of the examination due to non-payment of DTA - nationwide.	Full DTA should be paid to field officers on exams duty.	Examinations and Bursary departments. Before 25 th November, 2017.
15.	Late issuance of admission letters - nationwide.	Emphasis on admission should be on quality not quantity.	Registry - ARO. Before 25 th November, 2017.
16.	Timetable does give room for the students to be searched as there is no break between the afternoon papers.	The Time Table for afternoon papers should create room for checking in students.	
17.	Release of the outstanding certificates PGDE, NCE and PTPP – All States of the Federation.	Certificates should be promptly released.	Registry and Academic Services Departments. Before 25 th November, 2017.
18.	Double payment by some students due to old and new portals issue for application purposes e.g. Elohor Efemini (student), SOS department in Edo State.	Management should direct the state coordinators to compile all evidence of such payments and forward to headquarters. This can be used as part of their next semester school fees.	Director, Quality Assurance & ICT Department. Before 25 th November, 2017.
19.	Insufficiency of question papers – EDU 201 B.ED at Ogun State Health Technology; typographical errors in some question papers and improper instructions on the number of questions to be answered and lack of uniformity in the sizes of the question papers: CRS 426(1C) 314(2C); PES 111 and 112 321 & 322; GST 105(2C); EDU 323; IRS 441, 442, 443(1C) 414(2C).	Accurate packing list from states should be emphasize to avoid incomplete question papers, proper proof reading of questions to avoid errors and uniformity in the size of question papers.	Director, Examinations Department. Before 25 th November, 2017.
20.	Unviable centres, Jama'are, Yobe, Borno, Zamfara, Ekitti, etc	Unviable centres should be merged.	FOSS and Quality Assurance & ICT

21.	Use of classes where halls were available e.g. Nyanya, FCT.	Halls should be used instead of classes for ease of management and eradication of exams malpractices.	departments. Before 25 th November, 2017.
22.	Security challenges in some part of Adamawa, Yobe, Borno, Taraba flash point areas in south-south and IPOB agitation in South-East.	Management and Examination Department should take note and make the necessary correction in subsequent production of answer booklet.	Director Quality Assurance and ICT department. Before 25 th November, 2017.
23.	On the NTI answer booklet Surname and Last Name appear which is one and the same, this applied to all answer booklets.	FOSS and Quality Assurance & ICT departments. Before 25 th November, 2017.	Director, Examinations department should direct this change during next security printing. Before 25 th November, 2017.

6.0 CONCLUSION

From the findings made in the analysis of the response in the Checklist and the semi-structured interview that was carried out, it can be submitted that the First Semester 2017 examinations was highly successful in terms of Preparation, Conduct of the examinations, Supervision of the examinations and the general Environment used for the conduct. However, there may be the need to do one or two things to still make improvement that can shore up the general aspects of the conduct of the NTI examinations. At this stage, it is important to humbly urge the Management of the Institute to give these itemized observations and recommendations a positive consideration in subsequent examinations in the overall interest of the Institute, students and other stakeholders.



NATIONAL TEACHERS' INSTITUTE, KADUNA

QUALITY ASSURANCE AND ICT DEPARTMENT

APPENDIX 1

1. Names of those that had been caught with examination malpractice in GDSS Bwari Centre (NCE)
 - a) Pmabi Babangida ITS/PES year of admission 2014 admission No. 4521 (carryover attached exhibit with script cycle 4
 - b) Ochanogor Elizabeth Munachi year of admission 2014 admission No. 14823 PES/SOS Edu Cy4. Code 431, 432, 433, 411 and 412
 - c) Singer Esther Adamu year of admission 2014, admission No. 11955, PHE/ Edu Cy
2. Names of those that had been caught with examination malpractice in GSS Gwarinpa (BDP).
 - a) Ogunleye Victor Adeola in PHE dept. 300 Level year of admission 2016, admission No. 4648
 - b) Nwabueze Maureen Ifeoma Exams No. 368 BDP Eng 300 Level. She ran away with the evidence year of admission 2016.
 - c) Mohammed Liman Maryam BDP Introduct to French year of admission 2015, exams No. 668.
 - d) Komolafe Sekirat Oluwaseyi PHE year of admission 2016. Code 323 300 Level, admission No. 2021.
 - e) Samson Hannah Admission No. 4417 BDP 300 Level year of admission 2016.
 - f) Pius Monday, admission No. 4777 SOS 321 300 Level year of admission 2015.
3. Five (5) caught with Examination Malpractice in GSS Nyanya Centre. They were caught with "Key Point) during examination (See attached 'report form of examination malpractices' dated 02/08/2017).

4. Exams Malpractice: Seventeen (17) students were caught writing papers in one of the Supervisor's office in Kubwa Centre. They were given free usage of course materials and from all indication the paper was taught by the supervisor.
5. PHE 315, 327 and 331 were not registered but reflected as carryover to all the 400 level students of A.U.D College Of Education, Isolo (B.Ed) centre in Lagos State.
6. There were two (2) B. Ed student form Gembu centre who complaints of non release of their result from the beginning of their studies and now one of them is in 300 level while the other one is in 200 level. As such I ask them to forward their complaints in writing and also attached all the necessary documents for onward submission to the appropriate office for solution which they did and I brought their cases for submission to the exams department.
7. Lack of course materials such as EDU, PES and GSE, while in some cases the some students complained bitterly on MTH (111, 112, 113, 114, 141, 142) paper on Tuesday 25/07/2017 at 2:30pm – 4:30pm. They claimed that the paper was too complex.
8. On Thursday 03/08/2017 ITS (400, 411, 412, 413, 414) which was afternoon paper advised to be shifted to Friday 4/8/2017 afternoon time, because complex courses were tabled on 03/08/2017 afternoon time making the later time almost empty.
9. EDU (341, 342, 343, 344, 345) which was morning paper on Saturday 05/08/2017 appeared enormously complex to the students.
10. Complained that their carry over results which was realized for 2016 students was observed and returned for re-assessment of education technology (PDE 117 now 717) of which 96.2% of students failed, the result was sent back to the headquarters but it was returned to the state undone.
11. There was another issue of examination malpractice in Shaka Poly Benin City the name of the student is Ejeke Nkemfulu Josephine exam number 5327 Social Studies, 300 level and in BHS TV Benin city the name of the student is Eghobamien Adagbonyin Adam Number 001678 PGDE 700 level in Edo state.
12. The nature of the malpractice was phone downloading of answers, the students were apprehended and phone confiscated and handled to the deck officer and told them not to

give the student until the end of the whole examination. Their script were retrieved from them and their names and numbers were registered in examination malpractice form and package separately. In view of the above I present my report.

13. Students with matriculation number NTI/BED/SOS/14945/2016 had problem of change of department and result.
14. Examination malpractices were caught at Kubwa centre involving supervisors.
15. In GDSS Karu Centre, due to lack of prompt payment of custodian, the NTI Accountant had to paid the sum of Seven Thousand Naira (N7,000.00) before the gate of the exams centre was opened to enable the student sat for the examination.
16. A Chief that was in charge or custodian of GSS Jiwa centre found threatening CDO and Supervisors that not to discuss issues of school fees with his domain. As a result very few student that settled their school fees outstanding.
17. In Jalingo NCE centre there were three (3) students, two (2) regular and 1 carry over who complained of not having a course facilitator for CRS course which they were offering since the beginning of their course.
18. A lot of complaints were brought from state offices and will be forwarded to the appropriate department for necessary action.



NATIONAL TEACHERS' INSTITUTE, KADUNA

QUALITY ASSURANCE AND ICT DEPARTMENT

Quality Assurance M&E Tool-01

EXAMINATION EVALUATION CHECKLIST

Zone: _____ State: _____ Programme: _____

Level/Cycle: _____ Semester: _____ Centre: _____

Subject: _____ Course Code: _____ Date: _____

The purpose of this checklist is to assess and evaluate the conduct of the examination exercise.

Please consider each of the following statements and indicate the response that reflects your opinion by putting a **tick** (✓) in the appropriate column.

Guide: 1 (Poor), 2 (Fair), 3 (Good), 4 (Very Good), 5 (Excellent); Available or Not Available; Adequate or Inadequate

Category A: Preparation

Item	1	2	3	4	5
1 Examination time table					
2 Evidence of registration					
3 Student ID					
4 Security of the Examination materials					

Category B: Environment

Item	1	2	3	4	5
5 Classroom/Hall					
6 Furniture					
7 Sitting arrangement					
8 Ventilation and Lightening					
9 Security at the venue					
10 Sanitary/Cleanness					

Category C: Examination Materials

Item	YES	NO
11 Security on Answer Booklets		
i Numbered		
ii Signed		
iii Stamped		

Category D: Conduct of Examinations

Item	1	2	3	4	5
12 Quality of Printing					
13 Typographical error					
14 Standard of <u>Questions</u>					
15 Adherence to time table					

MEMBERS OF THE COMMITTEE

1. Ogalue Rose Toyin - Chairperson
2. Bashir Kawu - Member
3. Abdulrahman Yusuf - Member
4. Hadiza Umar - Member
5. Usman Hassan - Member
6. Joan Gigin - Member
7. Bashir Adamu - Member
8. Usman Mu'azu - Secretary